



# QoL Max Accumulator+

An Individual Fixed Index Interest Flexible Premium Adjustable Life Insurance Policy  
Life Insurance Policy Illustration  
Rates Effective July 29, 2019

---

## Designed for

Guest  
Client State: CA

## Presented by

Default Agent  
CA

## Date Prepared

March 21, 2020

**THIS IS AN ILLUSTRATION ONLY. AN ILLUSTRATION IS NOT INTENDED TO PREDICT ACTUAL PERFORMANCE. INTEREST RATES, DIVIDENDS, OR VALUES THAT ARE SET FORTH IN THE ILLUSTRATION ARE NOT GUARANTEED, EXCEPT FOR THOSE ITEMS CLEARLY LABELED AS GUARANTEED.**

**Quality of Life...Insurance®**

Your Money. Your Insurance. Your Choice.

### Issued by:

**American General Life Insurance Company**  
2727-A Allen Parkway  
Houston, TX 77019

Please read your illustration carefully. It is designed to aid your understanding of the policy by demonstrating how policy benefits and premiums are affected under different assumptions. This illustration is not a contract and is not intended to predict actual performance. The Policy Form and any attached riders, endorsements or amendments, as expressed in English, contain the controlling terms of your insurance contract for purposes of application and interpretation.

This illustration may be subject to change, and does not constitute legal, tax or accounting advice from American General Life Insurance Company (AGL), its employees, financial professionals or other representatives. Applicable laws and regulations are complex and subject to change. Any tax statements in this material are not intended to suggest the avoidance of U.S. federal, state or local tax penalties. For advice concerning your individual circumstances, consult your attorney, tax advisor or accountant.

Issuing insurance company AGL is a member of American International Group, Inc. (AIG). Guarantees are backed by the claims-paying ability of the issuing insurance company.

(Form 19646)



## TABLE OF CONTENTS *(For Basic Illustration)*

Your Policy Highlights .....	Page 3
Your Accelerated Benefit Riders Summary .....	Page 4
Critical Illness Accelerated Benefit .....	Page 4
Chronic Illness Accelerated Death Benefit .....	Page 5
Terminal Illness Accelerated Benefit .....	Page 5
Your Narrative Summary .....	Page 6
Life Insurance Illustration Summary .....	Page 6
Policy Coverage Summary .....	Page 6
Your Numeric Summary <i>(Signature Page)</i> .....	Page 8
Your Tabular Detail .....	Page 9
Illustration Assumptions For Non-Guaranteed Interest Rates .....	Page 15
Important Information About Your Illustration .....	Page 16
Interest Crediting .....	Page 17
Historical Graphs .....	Page 20
Min/Average/Max Historical Performance .....	Page 21
Historical Index Table .....	Page 22
Your Distribution Options .....	Page 23
Policy Loans .....	Page 23
Your Income for Life Rider .....	Page 24
Your Policy Features and Riders .....	Page 26
Key Terms And Definitions .....	Page 27
Your Policy Mechanics .....	Page 29
Your Transaction Charges And Expenses .....	Page 29
Tax And Compliance .....	Page 30
Additional Information Regarding Your Accelerated Benefit Riders .....	Page 34



## QoL Max Accumulator+

Guest  
Female; Age: 27; Preferred Plus; CA  
Initial Death Benefit: \$316,621; Increasing

## ALLOCATION

Blend Participation Rate Acct (Utilizing ML Strategic Balanced Index):

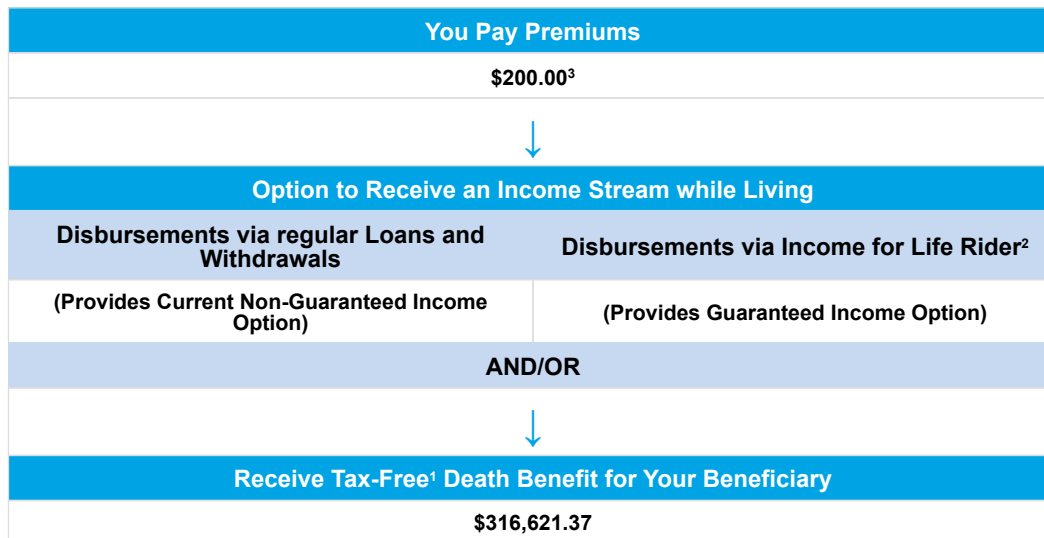
100.00%

## YOUR POLICY HIGHLIGHTS

Your QoL Max Accumulator+ is an Individual Fixed Index Interest Flexible Premium Adjustable Life Insurance policy. Since it is a life insurance policy, your beneficiaries may receive a **tax-free death benefit<sup>1</sup>** upon the insured's death, helping to protect your loved ones against financial uncertainty.

In addition to providing valuable life insurance protection, QoL Max Accumulator+ offers potential opportunities for you to receive benefits while living. These living benefits may be accessed through several means:

- **Distributions via policy loans and withdrawals** - Your cash accumulation can grow on a tax-deferred basis and you can potentially access it tax-free<sup>1</sup> for any purpose, such as supplementing retirement income or helping with education funding.
- **Distributions via a guaranteed income rider** - With the Income for Life Rider<sup>2</sup>, you may receive a guaranteed annual stream of income upon exercise of the rider.
- **Benefits via chronic, critical and terminal illness accelerated benefit riders** - With the Accelerated Benefit Riders for which there is no separate charge and with Accelerated Access Solution<sup>®</sup> (AAS) rider for which there is a separate charge, you may receive benefits in the event of a qualifying illness or condition.



<sup>1</sup>Based on current tax laws. Death benefit may not always qualify as tax-free. See the Tax and Compliance section.

<sup>2</sup>Based on the factors used by the Company, it is possible that no benefit would be available under the rider. A one-time fee will apply when the rider is exercised. See the Income for Life Rider section.

<sup>3</sup>Initial planned premium.



## YOUR ACCELERATED BENEFIT RIDERS SUMMARY

The Accelerated Benefit Riders for Critical, Chronic and Terminal Illness are three valuable riders automatically included in your policy at no additional premium cost that allow you to access all or a portion of your QoL Max Accumulator+ policy death benefit if you have a qualifying critical, chronic or terminal illness or condition. Each accelerated benefit rider may be subject to requirements and limitations not specifically described in this quotation. See each rider for additional terms, conditions, and limitations.

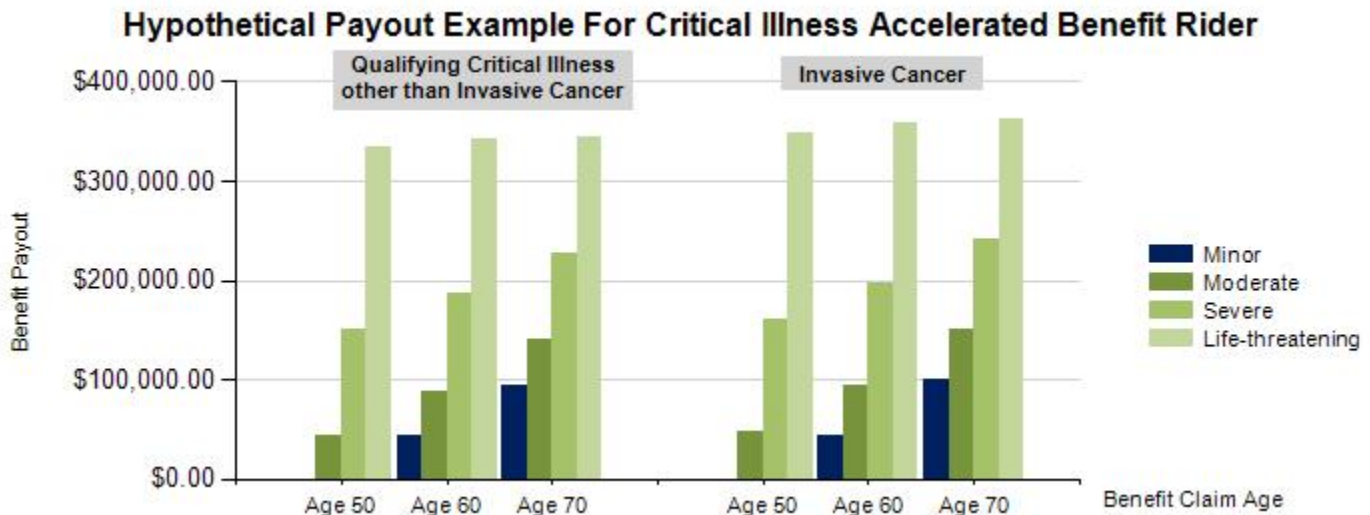
The Accelerated Benefit Riders allow you to receive a portion of the death benefit under the policy, during your lifetime, upon submission of required documentation regarding a qualifying event. The death benefit that you elect to accelerate will be paid at a discounted amount because it is being paid prior to the actual time of death.

The following are hypothetical examples of benefits that you may receive from the Accelerated Benefit Riders for different types of illnesses if you file a claim to accelerate the full death benefit of your policy for a qualifying illness or event. The hypothetical amounts shown assume that no policy premiums are unpaid and that there is no loan balance. Amounts do not reflect any applicable administrative charge. Also, if you choose to elect less than your policy's full death benefit, the actual payment will be lower than the examples provided below, but your policy's remaining death benefit will be higher.

Please see the rider description section of this quotation for the definitions of these qualifying illnesses or conditions and for additional Important Considerations and Disclosures.

### CRITICAL ILLNESS ACCELERATED BENEFIT

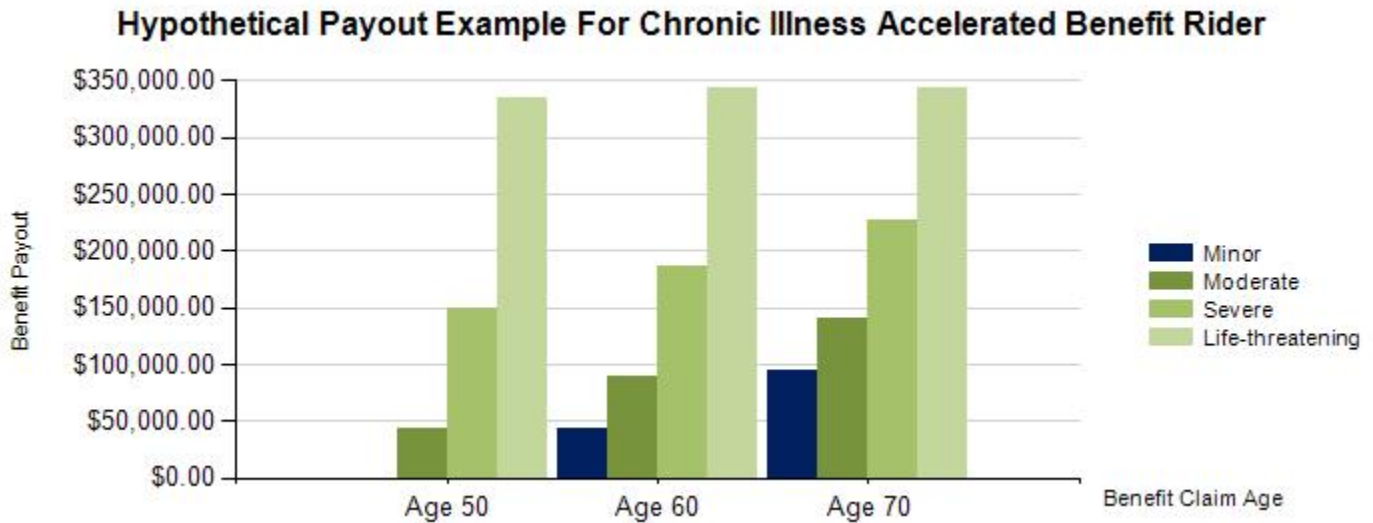
The values below represent the potential benefit payout for a hypothetical example\* when a claim is filed at the estimated age below to accelerate the full initial death benefit of the policy as a lump sum payment for a qualifying critical illness (Heart Attack, Stroke, Invasive Cancer, Major Organ Transplant, End Stage Renal Failure, Paralysis, Blindness and Amyotrophic Lateral Sclerosis (ALS - or Lou Gehrig's Disease)).



\*The hypothetical example shown assumes that the policy is issued with a life insurance benefit of \$500,000 on a female, age 45, Standard Non-Tobacco. Hypothetical amounts shown assume that no policy premiums are unpaid and that there is no loan balance. The potential benefit payouts were calculated using assumptions that are not guaranteed and may be changed at any time. Actual payouts may be more or less favorable.

## CHRONIC ILLNESS ACCELERATED DEATH BENEFIT

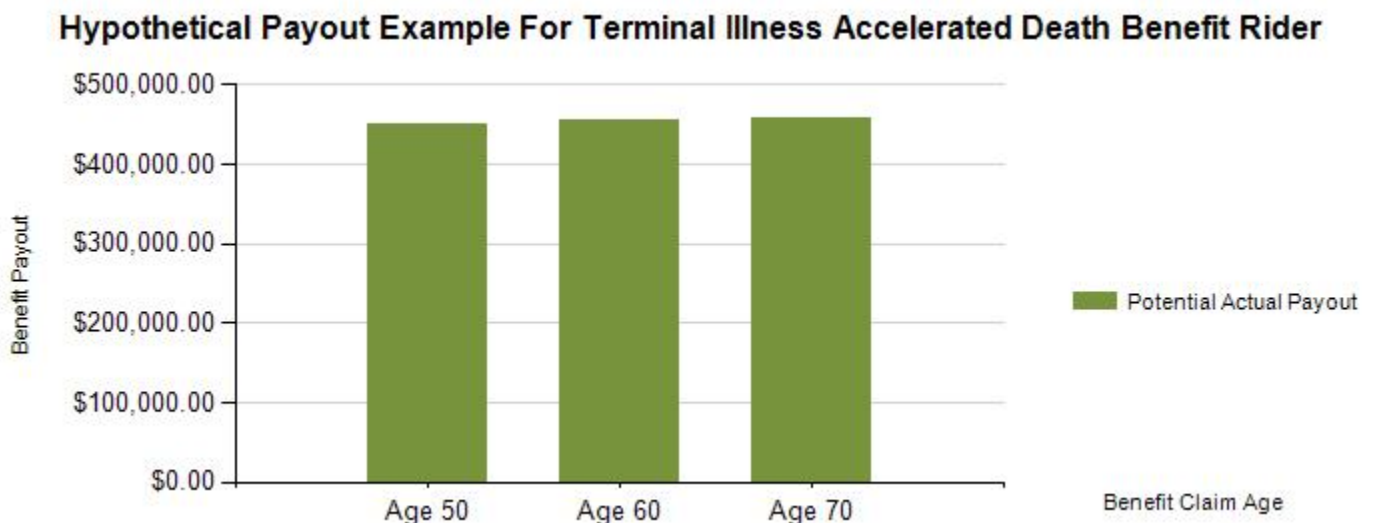
The values below represent the potential benefit payout for a hypothetical example\* when a claim is filed at the estimated age below to accelerate the full initial death benefit of the policy as a lump sum payment for a qualifying chronic illness. You can also choose to receive your benefit on an annual or monthly basis.



\*The hypothetical example shown assumes that the policy is issued with a life insurance benefit of \$500,000 on a female, age 45, Standard Non-Tobacco. Hypothetical amounts shown assume that no policy premiums are unpaid and that there is no loan balance. The potential benefit payouts were calculated using assumptions that are not guaranteed and may be changed at any time. Actual payouts may be more or less favorable.

## TERMINAL ILLNESS ACCELERATED BENEFIT

The values below represent the potential benefit payment for a hypothetical example\* when a claim is filed at the estimated age below to accelerate the full initial death benefit of the policy as a lump sum payment for a qualifying Terminal illness.



\*The hypothetical example shown assumes that the policy is issued with a life insurance benefit of \$500,000 on a female, age 45, Standard Non-Tobacco. Hypothetical amounts shown assume that no policy premiums are unpaid and that there is no loan balance. The potential benefit payouts were calculated using assumptions that are not guaranteed and may be changed at any time. Actual payouts may be more or less favorable.



## QoL Max Accumulator+

Guest  
Female; Age: 27; Preferred Plus; CA  
Initial Death Benefit: \$316,621; Increasing

## ALLOCATION

Blend Participation Rate Acct (Utilizing ML Strategic Balanced Index):

100.00%

## YOUR NARRATIVE SUMMARY

### Life Insurance Illustration Summary

Your QoL Max Accumulator+ is an Individual Fixed Index Interest Flexible Premium Adjustable Life Insurance policy. This illustration is designed to aid your understanding of the policy by demonstrating how policy benefits and premiums can be affected by different assumptions.

This hypothetical illustration is not a contract; it is for illustrative purposes only and should not be deemed a representation of past or future performance or a guarantee of future results. It is not complete or valid unless presented with all pages. For guaranteed elements and other important information, refer to Your Tabular Detail pages. AGL, its employees, agents and representatives do not render legal or tax advice and this illustration should not be construed as such. You should contact your own tax or legal advisor regarding the tax and other consequences, which may result from alternatives shown in this illustration. This illustration assumes that the currently illustrated non-guaranteed elements will continue unchanged for all years shown. This is not likely to occur, and actual results may be more or less favorable than those shown.

### Policy Coverage Summary

Initial Death Benefit (Specified Amount):	\$316,621.37
Initial Death Benefit Option:	Increasing through year 94
Initial Planned Premium:	\$200.00
Premium Mode:	Monthly
Death Benefit Guaranteed to:	Age 76
Policy In-Force To (based on current non-guaranteed assumptions):	Age 131
IRC 7702 Life Insurance Test:	Guideline Premium Test
Initial Guideline Level Premium:	\$5,301.85
Initial Guideline Single Premium:	\$24,956.19
Seven Pay Premium:	\$6,450.95
Annual Target Premium:	\$2,399.99

### Rider(s)

Income for Life Rider  
Accelerated Benefit Riders  
    Critical Illness ABR  
    Chronic Illness ABR  
    Terminal Illness ABR  
Overloan Protection Rider  
Dollar Cost Averaging Rider

### Initial Premium

See Distributions section  
  
Automatically included  
Automatically included  
Automatically included  
N/A  
N/A

### Initial Benefit

See Distributions section  
  
See ABRs Section  
See ABRs Section  
See ABRs Section  
See Policy Loans Section  
See Riders Section

**Input Modal Premium Schedule** .....Amounts below exclude any 1035 exchange/Lump sum premium listed above  
To Year 94 ..... \$200.00

### Underwriting

#### Non-Medical Underwriting

- Ages 0-50
- Face amounts \$50,000 - \$499,999.99\*

\* Face amount based on total amount of coverage issued and placed in-force by AGL within past 12 months.

- This illustration assumes that the underwriting process for the illustrated policy, if issued, would not require an in-person paramedical examination of the proposed insured. Requirements may be different for different coverage amounts.\*\*

\*\*In the event AGL is unable to make an underwriting decision based on the information available via the Non-Medical Underwriting process you will be moved to the fully underwritten process that could include an in-person paramedical examination.



## Important Disclosures

1. Life insurance is not an investment. You are purchasing a universal life insurance policy because you have a long term need for permanent life insurance.
2. You should review the product materials provided by AGL for this individual fixed index interest flexible premium adjustable life insurance policy.
3. You selected the premium shown in the illustration to show AGL how much premium you intend to pay or otherwise to be applied as premium, including but not limited to any funds from another insurer transferred pursuant to a Section 1035 Exchange under the Internal Revenue Code.
4. Premiums paid and amounts that may be credited to the policy may not be sufficient to cover the cost of insurance and/or administrative expenses. Paying less than the planned premium can have a negative impact on the policy and any guarantees. Reduced premium payments, loans, and/or withdrawals are examples of factors which could necessitate additional premiums to maintain your insurance coverage. If this illustration shows that you have the option to allow policy charges to be paid using non-guaranteed values or if the illustration shows a premium outlay of lesser amounts or shorter duration than the contract premium, if any, you may need to continue or resume premium outlays.
5. Changes in the non-guaranteed elements of your policy may affect the amount of your insurance benefits, the duration of your insurance coverage, and your policy value. The policy value may reduce to zero. If the net cash surrender value is insufficient to pay the charges when due, and the death benefit protection is no longer in effect, your policy will lapse and terminate unless more premiums are paid. At such time, you will have no insurance coverage.
6. **The equity index account provides benefits linked to an external equity index and does not participate directly in the equity index market.** While index interest credited to the policy is related to the performance of the underlying index, it is not an investment in that index. The actual amount of index interest credited to an index universal life insurance policy will vary based on the performance of the index, the interest rate environment, the cost of options, and other economic factors.
7. There will be substantial variation in both the timing and amount of index interest credited over the life of the policy.
8. Historical performance of the S&P 500®, the ML Strategic Balanced Index™ and the PIMCO Global Optima Index™ should not be considered a representation of future performance for any of the index interest strategies in the policy.
9. You should review the Tabular Detail - Alternate Rate pages, which show the effect of changing the hypothetical crediting rates of the Index Accounts.
10. QoL Max Accumulator+ offers two types of policy loans as described in this illustration, and you are solely responsible for the selection of the loan type.
11. Cost of insurance rates, insurance amounts, charges, riders, and endorsements offered, along with other parameters, may vary depending on the agent through whom you purchase your policy.
12. Proper maintenance of the policy is essential, and it is recommended that you regularly review your policy. The only viable way to know if an index universal life insurance policy is meeting your needs is to review the policy's performance no less frequently than once a year. Annual reviews of your policy should include review of the annual statement and review of an in-force illustration you request, which you should review to determine whether any adjustments are necessary to your planned premium payments and to the allocation of your current crediting strategies, including index interest, and your review of any distributions to you under the policy.
13. The Policy Form and any attached riders, endorsements or amendments, as expressed in English, contain the controlling terms of your insurance contract for purposes of application and interpretation.



**QoL Max Accumulator+**

Guest  
 Female; Age: 27; Preferred Plus; CA  
 Initial Death Benefit: \$316,621; Increasing

**ALLOCATION**

Blend Participation Rate Acct (Utilizing ML Strategic Balanced Index):

100.00%

**Your Numeric Summary****Current Account Value Enhancement**

Initial Annual Premium: \$2,400.00  
 Premium Mode: Monthly

Blend Participation Rate Account (Utilizing MLSB Index): 0.65%

Guaranteed Account Value  
 Enhancement for all strategies: 0.25%

			<b>Guaranteed Interest Rate</b>		<b>Non-Guaranteed Mid-Point Rate</b>		<b>Non-Guaranteed Rate</b>	
			Blend Part Rate Acct (MLSB Index)	0.00%	See Illustration Assumptions for Non-Guaranteed Interest Rates section.		Blend Part Rate Acct (MLSB Index)	7.30%
<b>Year</b>	<b>Age</b>	<b>Premium Outlay<sup>1</sup></b>	<b>Cash Surrender Value</b>	<b>Death Benefit</b>	<b>Cash Surrender Value</b>	<b>Death Benefit</b>	<b>Cash Surrender Value</b>	<b>Death Benefit</b>
5	32	2,400	0	322,603	1,065	324,019	2,667	325,620
10	37	2,400	5,720	328,357	10,274	332,911	16,200	338,837
20	47	2,400	23,682	340,304	41,250	357,872	71,562	388,184
43	70	2,400	27,714	344,335	139,746	456,367	515,123	831,745
58	85	2,400	0	0	166,818	483,439	1,608,749	1,925,370
63	90	2,400	0	0	95,549	412,170	2,298,551	2,615,172

Lapses at year 50

Lapses at year 66

Matures at year 94

<sup>1</sup>A zero in the Premium Outlay column does not mean the policy is paid up. Charges are deducted from the Accumulation Value as long as the policy remains in force. Depending upon actual results, the Owner may need to continue or increase premium payments.

I have reviewed the important disclosures immediately before this Numeric Summary. I have received a copy of this illustration and understand that any non-guaranteed elements illustrated are subject to change and could be either higher or lower. The agent has told me they are not guaranteed. Finally, I also understand the policy form and any attached riders, endorsements or amendments, as expressed in English, contain the controlling terms of my insurance contract for the purposes of application and interpretation.

Owner's Signature

Date

Joint Owner's Signature

Date

I certify that this illustration has been presented to the applicant, and that I have explained that any non-guaranteed elements illustrated are subject to change. I have made no statements that are inconsistent with the illustration. I understand the method used to allocate overhead expenses is the fully allocated method.

Agent's Signature

Date

Agent's Address



**QoL Max Accumulator+**

Guest  
 Female; Age: 27; Preferred Plus; CA  
 Initial Death Benefit: \$316,621; Increasing

**ALLOCATION**

Blend Participation Rate Acct (Utilizing ML Strategic Balanced Index):

100.00%

**Your Tabular Detail****Current Account Value Enhancement<sup>1</sup>:**

Initial Annual Premium:  
 Premium Mode:

\$2,400.00  
 Monthly

Blend Participation Rate Account (Utilizing MLSB Index):

0.65%

Guaranteed Account Value  
 Enhancement for all  
 strategies:

0.25%

			Guaranteed Interest Rate			Alternate Interest Rate			Current Non-Guaranteed Hypothetical Rate			
			Blend Part Rate Account			Blend Part Rate Account			Blend Part Rate Account			
			0.00%			2.55%			7.30%			
Year	Age	Premium Outlay <sup>2</sup>	Accumulation Value	Cash Surrender Value	Death Benefit	Accumulation Value	Cash Surrender Value	Death Benefit	Accumulation Value	Cash Surrender Value	Loans and Withdrawals	Death Benefit
1	28	2,400	1,210	0	317,831	1,561	0	318,182	1,567	0	0	318,188
2	29	2,400	2,416	0	319,037	3,159	0	319,780	3,245	0	0	319,867
3	30	2,400	3,616	0	320,238	4,790	0	321,412	5,040	0	0	321,661
4	31	2,400	4,804	0	321,425	6,451	119	323,073	6,952	620	0	323,574
5	32	2,400	5,982	0	322,603	8,149	1,816	324,770	8,999	2,667	0	325,620
<b>Subtotal</b>		<b>12,000</b>										
6	33	2,400	7,165	833	323,787	9,943	3,611	326,565	11,254	4,922	0	327,875
7	34	2,400	8,336	2,003	324,957	11,795	5,463	328,416	13,689	7,356	0	330,310
8	35	2,400	9,491	3,158	326,112	13,706	7,374	330,328	16,317	9,984	0	332,938
9	36	2,400	10,626	4,610	327,248	15,679	9,663	332,300	19,153	13,138	0	335,775
10	37	2,400	11,736	5,720	328,357	17,714	11,698	334,335	22,216	16,200	0	338,837
<b>Subtotal</b>		<b>24,000</b>										
11	38	2,400	12,817	8,068	329,438	19,766	15,017	336,388	25,474	20,724	0	342,095
12	39	2,400	13,872	10,389	330,494	21,884	18,402	338,506	28,990	25,507	0	345,612
13	40	2,400	14,905	12,372	331,526	24,070	21,537	340,692	32,786	30,253	0	349,408
14	41	2,400	15,921	14,655	332,542	26,326	25,060	342,948	36,884	35,618	0	353,506
15	42	2,400	16,921	16,921	333,542	28,654	28,654	345,276	41,308	41,308	0	357,929
<b>Subtotal</b>		<b>36,000</b>										
16	43	2,400	18,299	18,299	334,920	31,447	31,447	348,068	46,475	46,475	0	363,096
17	44	2,400	19,668	19,668	336,290	34,328	34,328	350,950	52,052	52,052	0	368,674
18	45	2,400	21,025	21,025	337,646	37,302	37,302	353,924	58,073	58,073	0	374,695

<sup>1</sup> Account Value Enhancement (AVE) begins after policy year 5. The AVE provides additional interest for the Cash Value. For additional details, see the policy.

<sup>2</sup> A zero in the Premium Outlay column does not mean the policy is paid up. Charges are deducted from the Accumulation Value as long as the policy remains in force. Depending upon actual results, the Owner may need to continue or increase premium payments.

**QoL Max Accumulator+**

Guest  
 Female; Age: 27; Preferred Plus; CA  
 Initial Death Benefit: \$316,621; Increasing

**ALLOCATION**

Blend Participation Rate Acct (Utilizing ML Strategic Balanced Index):

100.00%

**Your Tabular Detail****Current Account Value Enhancement<sup>1</sup>:**

Initial Annual Premium: \$2,400.00  
 Premium Mode: Monthly

Blend Participation Rate Account (Utilizing MLSB Index): 0.65%

Guaranteed Account Value  
 Enhancement for all  
 strategies: 0.25%

			Guaranteed Interest Rate			Alternate Interest Rate			Current Non-Guaranteed Hypothetical Rate			
			Blend Part Rate Account 0.00%			Blend Part Rate Account 2.55%			Blend Part Rate Account 7.30%			
Year	Age	Premium Outlay <sup>2</sup>	Accumulation Value	Cash Surrender Value	Death Benefit	Accumulation Value	Cash Surrender Value	Death Benefit	Accumulation Value	Cash Surrender Value	Loans and Withdrawals	Death Benefit
19	46	2,400	22,369	22,369	338,991	40,363	40,363	356,984	64,565	64,565	0	381,186
20	47	2,400	23,682	23,682	340,304	43,512	43,512	360,134	71,562	71,562	0	388,184
<b>Subtotal</b>		<b>48,000</b>										
21	48	2,400	24,964	24,964	341,585	46,750	46,750	363,371	79,104	79,104	0	395,725
22	49	2,400	26,207	26,207	342,828	50,076	50,076	366,698	87,231	87,231	0	403,852
23	50	2,400	27,409	27,409	344,031	53,491	53,491	370,113	95,985	95,985	0	412,607
24	51	2,400	28,567	28,567	345,188	56,996	56,996	373,617	105,416	105,416	0	422,037
25	52	2,400	29,674	29,674	346,295	60,593	60,593	377,214	115,577	115,577	0	432,198
<b>Subtotal</b>		<b>60,000</b>										
26	53	2,400	30,723	30,723	347,344	64,284	64,284	380,906	126,524	126,524	0	443,146
27	54	2,400	31,708	31,708	348,329	68,071	68,071	384,693	138,320	138,320	0	454,941
28	55	2,400	32,623	32,623	349,244	71,956	71,956	388,577	151,030	151,030	0	467,651
29	56	2,400	33,458	33,458	350,079	75,941	75,941	392,562	164,726	164,726	0	481,347
30	57	2,400	34,202	34,202	350,824	80,024	80,024	396,645	179,481	179,481	0	496,102
<b>Subtotal</b>		<b>72,000</b>										
31	58	2,400	34,847	34,847	351,469	84,204	84,204	400,826	195,376	195,376	0	511,997
32	59	2,400	35,380	35,380	352,001	88,481	88,481	405,102	212,497	212,497	0	529,118
33	60	2,400	35,784	35,784	352,405	92,852	92,852	409,473	230,936	230,936	0	547,558
34	61	2,400	36,039	36,039	352,660	97,316	97,316	413,937	250,795	250,795	0	567,416
35	62	2,400	36,126	36,126	352,748	101,866	101,866	418,487	272,175	272,175	0	588,797
<b>Subtotal</b>		<b>84,000</b>										

<sup>1</sup> Account Value Enhancement (AVE) begins after policy year 5. The AVE provides additional interest for the Cash Value. For additional details, see the policy.

<sup>2</sup> A zero in the Premium Outlay column does not mean the policy is paid up. Charges are deducted from the Accumulation Value as long as the policy remains in force. Depending upon actual results, the Owner may need to continue or increase premium payments.

**QoL Max Accumulator+**

Guest  
 Female; Age: 27; Preferred Plus; CA  
 Initial Death Benefit: \$316,621; Increasing

**ALLOCATION**

Blend Participation Rate Acct (Utilizing ML Strategic Balanced Index):

100.00%

**Your Tabular Detail****Current Account Value Enhancement<sup>1</sup>:**

Initial Annual Premium:  
 Premium Mode:

\$2,400.00  
 Monthly

Blend Participation Rate Account (Utilizing MLSB Index):

0.65%

Guaranteed Account Value  
 Enhancement for all  
 strategies:

0.25%

			Guaranteed Interest Rate			Alternate Interest Rate			Current Non-Guaranteed Hypothetical Rate			
			Blend Part Rate Account			Blend Part Rate Account			Blend Part Rate Account			
			0.00%			2.55%			7.30%			
Year	Age	Premium Outlay <sup>2</sup>	Accumulation Value	Cash Surrender Value	Death Benefit	Accumulation Value	Cash Surrender Value	Death Benefit	Accumulation Value	Cash Surrender Value	Loans and Withdrawals	Death Benefit
36	63	2,400	36,026	36,026	352,647	106,497	106,497	423,118	295,190	295,190	0	611,812
37	64	2,400	35,712	35,712	352,334	111,204	111,204	427,826	319,963	319,963	0	636,585
38	65	2,400	35,159	35,159	351,781	115,984	115,984	432,605	346,627	346,627	0	663,249
39	66	2,400	34,337	34,337	350,958	120,916	120,916	437,538	375,411	375,411	0	692,032
40	67	2,400	33,215	33,215	349,837	126,007	126,007	442,628	406,483	406,483	0	723,105
<b>Subtotal</b>		<b>96,000</b>										
41	68	2,400	31,762	31,762	348,383	131,260	131,260	447,882	440,026	440,026	0	756,647
42	69	2,400	29,941	29,941	346,562	136,633	136,633	453,255	476,187	476,187	0	792,808
43	70	2,400	27,714	27,714	344,335	142,079	142,079	458,700	515,123	515,123	0	831,745
44	71	2,400	25,039	25,039	341,661	147,584	147,584	464,205	557,040	557,040	0	873,661
45	72	2,400	21,879	21,879	338,501	153,144	153,144	469,765	602,168	602,168	0	918,789
<b>Subtotal</b>		<b>108,000</b>										
46	73	2,400	18,183	18,183	334,805	158,739	158,739	475,360	650,740	650,740	0	967,362
47	74	2,400	13,897	13,897	330,519	164,345	164,345	480,966	703,007	703,007	0	1,019,628
48	75	2,400	8,951	8,951	325,573	169,936	169,936	486,558	759,235	759,235	0	1,075,856
49	76	2,400	3,257	3,257	319,879	175,482	175,482	492,104	819,709	819,709	0	1,136,330
50	77	2,400	0	0	0	180,945	180,945	497,566	884,729	884,729	0	1,201,351
<b>Subtotal</b>		<b>120,000</b>										
51	78	2,400	0	0	0	186,276	186,276	502,897	954,614	954,614	0	1,271,235
52	79	2,400	0	0	0	191,413	191,413	508,034	1,029,691	1,029,691	0	1,346,312
53	80	2,400	0	0	0	196,274	196,274	512,896	1,110,298	1,110,298	0	1,426,919

<sup>1</sup> Account Value Enhancement (AVE) begins after policy year 5. The AVE provides additional interest for the Cash Value. For additional details, see the policy.

<sup>2</sup> A zero in the Premium Outlay column does not mean the policy is paid up. Charges are deducted from the Accumulation Value as long as the policy remains in force. Depending upon actual results, the Owner may need to continue or increase premium payments.



# QoL Max Accumulator+

Guest  
Female; Age: 27; Preferred Plus; CA  
Initial Death Benefit: \$316,621; Increasing

## ALLOCATION

Blend Participation Rate Acct (Utilizing ML Strategic Balanced Index):

100.00%

### Your Tabular Detail

#### Current Account Value Enhancement<sup>1</sup>:

Initial Annual Premium: \$2,400.00  
Premium Mode: Monthly

Blend Participation Rate Account (Utilizing MLSB Index): 0.65%

Guaranteed Account Value  
Enhancement for all  
strategies: 0.25%

			Guaranteed Interest Rate			Alternate Interest Rate			Current Non-Guaranteed Hypothetical Rate			
			Blend Part Rate Account			Blend Part Rate Account			Blend Part Rate Account			
			0.00%			2.55%			7.30%			
Year	Age	Premium Outlay <sup>2</sup>	Accumulation Value	Cash Surrender Value	Death Benefit	Accumulation Value	Cash Surrender Value	Death Benefit	Accumulation Value	Cash Surrender Value	Loans and Withdrawals	Death Benefit
54	81	2,400	0	0	0	200,774	200,774	517,395	1,196,797	1,196,797	0	1,513,418
55	82	2,400	0	0	0	204,700	204,700	521,321	1,289,458	1,289,458	0	1,606,080
Subtotal		132,000										
56	83	2,400	0	0	0	207,995	207,995	524,616	1,388,734	1,388,734	0	1,705,355
57	84	2,400	0	0	0	210,534	210,534	527,155	1,495,044	1,495,044	0	1,811,666
58	85	2,400	0	0	0	212,090	212,090	528,711	1,608,749	1,608,749	0	1,925,370
59	86	2,400	0	0	0	212,073	212,073	528,695	1,729,882	1,729,882	0	2,046,503
60	87	2,400	0	0	0	210,488	210,488	527,109	1,859,089	1,859,089	0	2,175,710
Subtotal		144,000										
61	88	2,400	0	0	0	207,007	207,007	523,628	1,996,739	1,996,739	0	2,313,360
62	89	2,400	0	0	0	201,173	201,173	517,795	2,143,114	2,143,114	0	2,459,736
63	90	2,400	0	0	0	192,548	192,548	509,170	2,298,551	2,298,551	0	2,615,172
64	91	2,400	0	0	0	180,653	180,653	497,274	2,463,388	2,463,388	0	2,780,009
65	92	2,400	0	0	0	165,304	165,304	481,925	2,638,301	2,638,301	0	2,954,922
Subtotal		156,000										
66	93	2,400	0	0	0	146,021	146,021	462,642	2,823,733	2,823,733	0	3,140,355
67	94	2,400	0	0	0	122,278	122,278	438,900	3,020,136	3,020,136	0	3,336,758
68	95	2,400	0	0	0	93,664	93,664	410,285	3,228,125	3,228,125	0	3,544,747
69	96	2,400	0	0	0	59,508	59,508	376,130	3,448,129	3,448,129	0	3,764,751
70	97	2,400	0	0	0	18,414	18,414	335,035	3,679,915	3,679,915	0	3,996,537
Subtotal		168,000										

<sup>1</sup> Account Value Enhancement (AVE) begins after policy year 5. The AVE provides additional interest for the Cash Value. For additional details, see the policy.

<sup>2</sup> A zero in the Premium Outlay column does not mean the policy is paid up. Charges are deducted from the Accumulation Value as long as the policy remains in force. Depending upon actual results, the Owner may need to continue or increase premium payments.



# QoL Max Accumulator+

Guest  
Female; Age: 27; Preferred Plus; CA  
Initial Death Benefit: \$316,621; Increasing

## ALLOCATION

Blend Participation Rate Acct (Utilizing ML Strategic Balanced Index):

100.00%

### Your Tabular Detail

#### Current Account Value Enhancement<sup>1</sup>:

Initial Annual Premium: \$2,400.00  
Premium Mode: Monthly

Blend Participation Rate Account (Utilizing MLSB Index): 0.65%

Guaranteed Account Value  
Enhancement for all  
strategies: 0.25%

			Guaranteed Interest Rate			Alternate Interest Rate			Current Non-Guaranteed Hypothetical Rate			
			Blend Part Rate Account 0.00%			Blend Part Rate Account 2.55%			Blend Part Rate Account 7.30%			
Year	Age	Premium Outlay <sup>2</sup>	Accumulation Value	Cash Surrender Value	Death Benefit	Accumulation Value	Cash Surrender Value	Death Benefit	Accumulation Value	Cash Surrender Value	Loans and Withdrawals	Death Benefit
71	98	2,400	0	0	0	0	0	0	3,923,564	3,923,564	0	4,240,185
72	99	2,400	0	0	0	0	0	0	4,179,049	4,179,049	0	4,495,670
73	100	2,400	0	0	0	0	0	0	4,446,319	4,446,319	0	4,762,941
74	101	2,400	0	0	0	0	0	0	4,723,376	4,723,376	0	5,039,997
75	102	2,400	0	0	0	0	0	0	5,007,951	5,007,951	0	5,324,572
Subtotal		180,000										
76	103	2,400	0	0	0	0	0	0	5,298,999	5,298,999	0	5,615,620
77	104	2,400	0	0	0	0	0	0	5,595,918	5,595,918	0	5,912,539
78	105	2,400	0	0	0	0	0	0	5,898,056	5,898,056	0	6,214,677
79	106	2,400	0	0	0	0	0	0	6,205,003	6,205,003	0	6,521,624
80	107	2,400	0	0	0	0	0	0	6,525,439	6,525,439	0	6,842,061
Subtotal		192,000										
81	108	2,400	0	0	0	0	0	0	6,862,028	6,862,028	0	7,178,649
82	109	2,400	0	0	0	0	0	0	7,217,217	7,217,217	0	7,533,839
83	110	2,400	0	0	0	0	0	0	7,593,645	7,593,645	0	7,910,266
84	111	2,400	0	0	0	0	0	0	7,981,672	7,981,672	0	8,298,293
85	112	2,400	0	0	0	0	0	0	8,385,620	8,385,620	0	8,702,242
Subtotal		204,000										
86	113	2,400	0	0	0	0	0	0	8,815,053	8,815,053	0	9,131,674
87	114	2,400	0	0	0	0	0	0	9,277,321	9,277,321	0	9,593,942
88	115	2,400	0	0	0	0	0	0	9,775,206	9,775,206	0	10,091,827

<sup>1</sup> Account Value Enhancement (AVE) begins after policy year 5. The AVE provides additional interest for the Cash Value. For additional details, see the policy.

<sup>2</sup> A zero in the Premium Outlay column does not mean the policy is paid up. Charges are deducted from the Accumulation Value as long as the policy remains in force. Depending upon actual results, the Owner may need to continue or increase premium payments.

**QoL Max Accumulator+**

Guest  
 Female; Age: 27; Preferred Plus; CA  
 Initial Death Benefit: \$316,621; Increasing

**ALLOCATION**

Blend Participation Rate Acct (Utilizing ML Strategic Balanced Index):

100.00%

**Your Tabular Detail****Current Account Value Enhancement<sup>1</sup>:**

Initial Annual Premium: \$2,400.00  
 Premium Mode: Monthly

Blend Participation Rate Account (Utilizing MLSB Index): 0.65%

Guaranteed Account Value  
 Enhancement for all  
 strategies: 0.25%

			Guaranteed Interest Rate			Alternate Interest Rate			Current Non-Guaranteed Hypothetical Rate			
			Blend Part Rate Account 0.00%			Blend Part Rate Account 2.55%			Blend Part Rate Account 7.30%			
Year	Age	Premium Outlay <sup>2</sup>	Accumulation Value	Cash Surrender Value	Death Benefit	Accumulation Value	Cash Surrender Value	Death Benefit	Accumulation Value	Cash Surrender Value	Loans and Withdrawals	Death Benefit
89	116	2,400	0	0	0	0	0	0	10,311,578	10,311,578	0	10,628,199
90	117	2,400	0	0	0	0	0	0	10,889,543	10,889,543	0	11,206,165
<b>Subtotal</b>		<b>216,000</b>										
91	118	2,400	0	0	0	0	0	0	11,514,244	11,514,244	0	11,830,865
92	119	2,400	0	0	0	0	0	0	12,189,479	12,189,479	0	12,506,101
93	120	2,400	0	0	0	0	0	0	12,919,339	12,919,339	0	13,235,960
94	121	2,400	0	0	0	0	0	0	13,708,241	13,708,241	0	14,024,862
95	122	0	0	0	0	0	0	0	14,798,046	14,798,046	0	14,798,046
<b>Subtotal</b>		<b>225,600</b>										
96	123	0	0	0	0	0	0	0	15,974,490	15,974,490	0	15,974,490
97	124	0	0	0	0	0	0	0	17,244,462	17,244,462	0	17,244,462
98	125	0	0	0	0	0	0	0	18,615,397	18,615,397	0	18,615,397
99	126	0	0	0	0	0	0	0	20,095,321	20,095,321	0	20,095,321
100	127	0	0	0	0	0	0	0	21,692,899	21,692,899	0	21,692,899
<b>Subtotal</b>		<b>225,600</b>										
101	128	0	0	0	0	0	0	0	23,417,485	23,417,485	0	23,417,485
102	129	0	0	0	0	0	0	0	25,279,175	25,279,175	0	25,279,175
103	130	0	0	0	0	0	0	0	27,288,869	27,288,869	0	27,288,869
104	131	0	0	0	0	0	0	0	29,458,334	29,458,334	0	29,458,334
<b>Total</b>		<b>225,600</b>										

<sup>1</sup> Account Value Enhancement (AVE) begins after policy year 5. The AVE provides additional interest for the Cash Value. For additional details, see the policy.

<sup>2</sup> A zero in the Premium Outlay column does not mean the policy is paid up. Charges are deducted from the Accumulation Value as long as the policy remains in force. Depending upon actual results, the Owner may need to continue or increase premium payments.



## QoL Max Accumulator+

Guest  
Female; Age: 27; Preferred Plus; CA  
Initial Death Benefit: \$316,621; Increasing

### ALLOCATION

Blend Participation Rate Acct (Utilizing ML Strategic Balanced Index):

100.00%

## Illustration Assumptions for Non-Guaranteed Interest Rates

Index Interest Rate Selected									
Policy Year	Blend Participation Rate Account (Utilizing MLSB Index)		Global Blend Participation Rate Account (Utilizing PIMCO Index)		High Cap Rate Account (Utilizing S&P 500 Index)		High Bonus Rate Account (Utilizing S&P 500 Index)		Weighted Average
	Non-Guaranteed Current	Non-Guaranteed Midpoint	Non-Guaranteed Current	Non-Guaranteed Midpoint	Non-Guaranteed Current	Non-Guaranteed Midpoint	Non-Guaranteed Current	Non-Guaranteed Midpoint	Non-Guaranteed Current
1+	7.30%	3.65%	7.39%	3.70%	6.79%	3.40%	5.25%	2.63%	7.30%





## Important Information About Your Illustration

### Guaranteed Values

This illustration demonstrates that the proposed policy, if issued as illustrated, would not lapse and that the Death Benefit of \$316,621 through Policy Year 49, Insured Age 76 would be paid upon the insured's death provided:

- The Owner timely pays the scheduled premiums due as shown in this illustration;
- The Owner elects no policy loans or withdrawals of cash values not otherwise shown in this illustration; and
- The Owner makes no other material policy changes (e.g., increase of the death benefit, change of the death benefit option, addition/termination of any riders; receipt of an accelerated death benefit).

These events are not likely to occur. Actual results may be more or less favorable than those shown.

All guaranteed assumptions shown in this illustration are based upon any and all policy values and material changes as shown in the illustration and exclude the exercise of any riders/benefits or any assumptions demonstrated in any supplemental illustration attached to this illustration.

### Non-Guaranteed Values

Except where otherwise noted as "Guaranteed", accumulation values, cash values, death benefits, interest rates, loans and surrender values are "Non-Guaranteed". Non-guaranteed values and benefits are affected by elements including, but not limited to, interest crediting rates, cost of insurance charges, and policy charges.

### Assumptions and Changes in Assumptions

This illustration assumes that the currently illustrated non-guaranteed elements will not change during the years illustrated and that AGL receives all premiums in time to be processed on the first day of each modal period, starting with the Date of Issue. The non-guaranteed elements in the illustration are subject to change by AGL and are likely to change. It is possible that premiums will not be paid as assumed in this illustration.

Policy values and benefits may also be affected by the Owner's decisions to change elements, such as but not limited to: amount of premium paid; timing of premium payments; lapse and reinstatement; loans; withdrawals; addition/termination of riders; and/or any other Owner-initiated contractual changes, such as increasing the death benefit, accelerating a death benefit, or changing the death benefit option.

### Periodic Review

An in-force illustration may be produced at any time after the policy has been in-force for one year.



## INTEREST CREDITING

The Accumulation Value in your QoL Max Accumulator+ policy is eligible for interest crediting through a flexible allocation of funds into one or more of the following accounts:

### Two Index Interest Participation Rate Accounts

The participation rate is the percentage of the annual increase in the index that will be used to calculate index interest. Index interest will vary year to year, depending upon the participation rates and changes in the index. The initial participation rate is guaranteed for the index account established on the Date of Issue. AGL may declare a new participation rate that will apply to each new index account and may be higher or lower than the initial participation rate. Once an index account is established, the participation rate will not change for that index account.

#### 1-Year Point-to-Point Index Blend Participation Rate Account

##### Utilizing ML Strategic Balanced Index™

Index Interest Rider with Participation Rate; (Form 15273)

The ML Strategic Balanced Index ("MLSB Index") uses a rules-based, non-discretionary approach to blend equity (S&P 500 Index, excluding dividends) and fixed income (Merrill Lynch 10 Year US Treasury Futures Total Return Index) indices, while managing volatility with a cash position. By dynamically allocating exposures to equity, fixed income and cash, the MLSB Index seeks to reduce volatility in changing market environments and may provide consistent returns over time. It is important to note that volatility control measures seek to mitigate the impact of market downturns; however, they also lessen the impact of market upturns.

- Even if the index performance is negative, index interest will be no less than 0.00%.
- Assumes the initial Participation Rate is 100.00%; guaranteed minimum participation rate of 15%
- One-year duration
- Guaranteed Account Value Enhancement (AVE) of 0.25% after policy year 5; current AVE of 0.65% after policy year 5.

#### 1-Year Point-to-Point Index Global Blend Participation Rate Account

##### Utilizing PIMCO Global Optima Index™

Index Interest Rider with Participation Rate; (Form 18276)

The PIMCO Global Optima Index ("PIMCO Index") is a quantitative, rules-based index designed to capture upside from a diversified range of global equity and U.S. bond markets. The Index examines market behavior and volatility on a daily basis to determine what is believed to be an optimal allocation between equities and fixed income to provide upside potential while seeking to maintain a target volatility level of 7.5%. To help optimize returns in up markets, the Index may increase its equity allocation to as high as 100%. During periods of extremely high volatility, the Index may move some or all of its allocation to cash.

- Even if the index performance is negative, index interest will be no less than 0.00%.
- Assumes the initial Index Participation Rate is 80.00%; guaranteed minimum participation rate of 15%
- One-year duration
- Guaranteed AVE of 0.25% after policy year 5; current AVE of 0.30% after policy year 5

### Two Index Interest Cap Rate Accounts

The index cap limits the amount of interest that can be credited to the index account. Index interest will vary year to year, depending upon the index caps and changes in the S&P 500. The initial index cap is guaranteed for the index account established on the Date of Issue. AGL may declare a new index cap that will apply to each new index account and may be higher or lower than the initial index cap. Once an index account is established, the index cap will not change for that index account.

**1-Year Point-to-Point Index High Cap Rate Account****Utilizing S&P 500 Index**

Index Interest Rider with Index Cap; (Form 15274)

This index is often regarded as the standard for broad stock market performance. It is used to measure the average stock price changes of the 500 most widely held large capitalization companies representing over 100 specific industry groups.

- Even if the index performance is negative, index interest will be no less than 0.00%.
- Assumes the initial Index Cap Rate is 11.50%; guaranteed minimum cap rate of 3%
- One-year duration
- Guaranteed AVE of 0.25% after policy year 5; current AVE of 0.25% after policy year 5.

**1-Year Point-to-Point Index High Bonus Rate Account****Utilizing S&P 500 Index**

Index Interest Rider with Index Cap; (Form 15271)

- Even if the index performance is negative, index interest will be no less than 0.00%, however guaranteed interest will be credited daily to each account at a rate of 0.25% annually.
- Assumes the initial Index Cap Rate is 8.25%; guaranteed minimum cap rate of 3%
- One-year duration
- Guaranteed AVE of 0.25% after policy year 5; current AVE of 0.75% after policy year 5.

**One Fixed Account****Declared Interest Account**

- Guaranteed at a rate of no less than 2.00% annually
- Guaranteed AVE of 0.25% after policy year 5; current AVE of 0.25% after policy year 5.

Net premiums and loan repayments that are not designated to receive index interest will be placed in the Fixed Account. Your cash value is never invested directly in the stock market for any of the interest crediting selections.

New Index accounts can be established on any monthiversary day ("monthiversary day" is the same date of the month as the date of the month on which the policy was issued) if premiums are received on such day. Any premiums received between monthiversary days will be placed in an Interim Account and will receive excess interest. On each monthiversary, all or part of the money receiving excess interest will be rolled into one or more index and/or fixed accounts. The AVE will be applied on each anniversary.

Account Name	Interest Strategy	Underlying Index	Index Strategy
1-Yr Pt-to-Pt Fixed Index Interest Blend Participation Rate Account	Blend Participation Rate Strategy	ML Strategic Balanced Index	Volatility Control (Manages Risk of Allocation to Equity Index)
1-Yr Pt-to-Pt Fixed Index Interest Global Blend Participation Rate Account	Global Blend Participation Rate Strategy	PIMCO Global Optima Index	Volatility Control (Manages Risk of Allocation to Equity Index)
1-Yr Pt-to-Pt Fixed Index Interest Cap Rate Account with a High Cap	High Cap Strategy	S&P 500 Index (excluding dividends)	Equity Index
1-Yr Pt-to-Pt Fixed Index Interest Cap Rate Account with a High Bonus	High Bonus Strategy	S&P 500 Index (excluding dividends)	Equity Index
Fixed Account	Declared Interest Strategy	NA	NA

Interest crediting is based solely on the growth in your Fixed Account and/or selected index(s) interest accounts. Your QoL Max Accumulator+ policy also includes an additional interest bonus to your Accumulation Value after policy year 5 through an AVE.

**QoL Max Accumulator+**

Guest  
Female; Age: 27; Preferred Plus; CA  
Initial Death Benefit: \$316,621; Increasing

**ALLOCATION**

Blend Participation Rate Acct (Utilizing ML Strategic Balanced Index):

100.00%

Interest Strategy	Guaranteed Interest Rate	Cap Rate	Participation Rate	Non-Guaranteed Crediting Rate	Current Account Value Enhancement*
Blend Participation Rate Strategy (Utilizing MLSB Index)	0.00%	NA	100.00%	7.30%	0.65%
Global Blend Participation Rate Strategy (Utilizing PIMCO Index)	NA***	NA	80.00%	7.39%	0.30%
High Cap Strategy (Utilizing S&P 500)	0.00%	11.50%	NA	6.79%	0.25%
High Bonus Strategy (Utilizing S&P 500)	0.25%	8.25%	NA	5.25%	0.75%
Declared Interest Strategy	2.00%**	NA	NA	NA	0.25%

\*Current Account Value Enhancement (AVE) includes guaranteed AVE of 0.25%.

\*\*Minimum Guaranteed Interest Rate.

\*\*\*The Global Blend Participation Rate Strategy (Utilizing PIMCO Index) does not provide for guaranteed interest.



## Historical Graphs

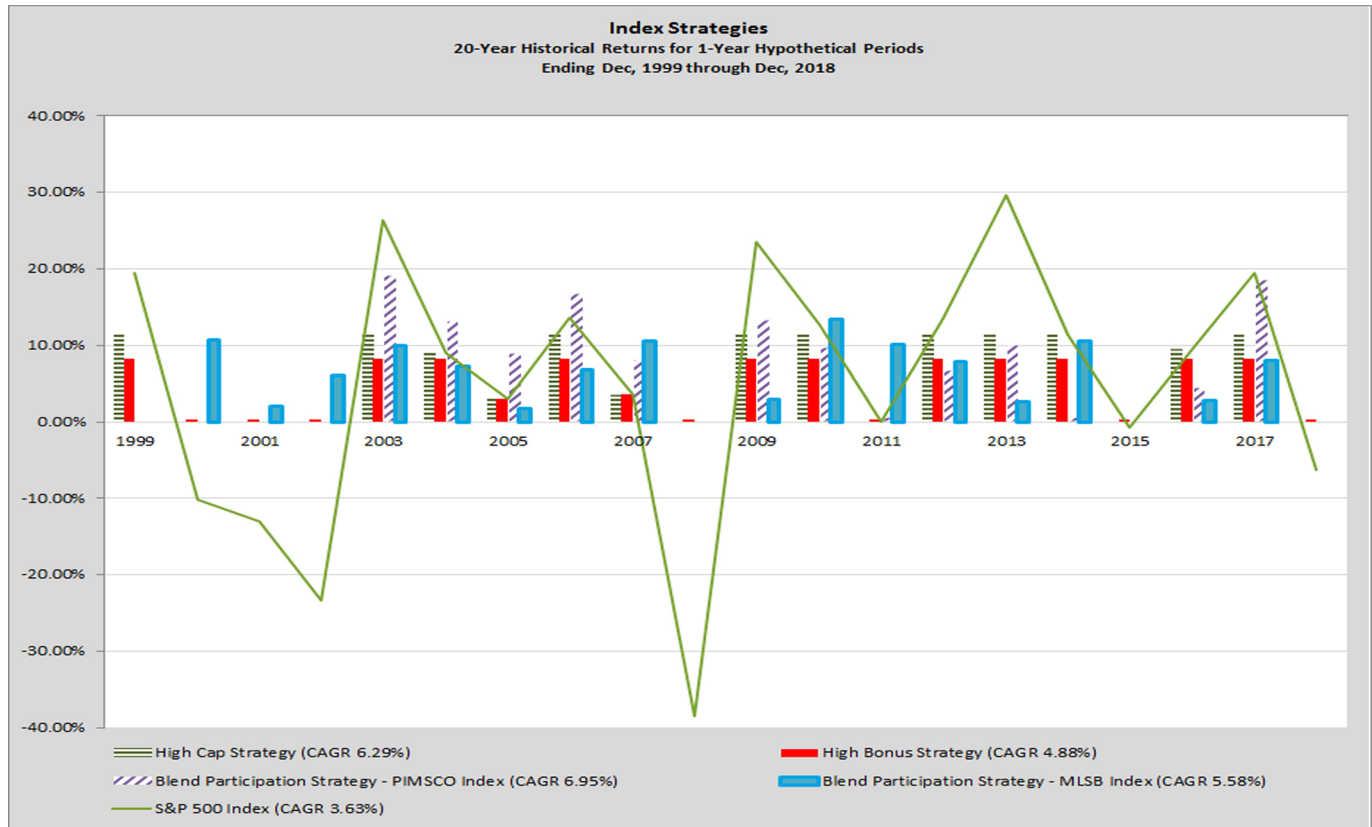
The following chart reflects the 20-year historical hypothetical annualized current non-guaranteed index parameters for the 1-year point-to-point returns of the Blend Participation Rate Strategy, the Global Blend Participation Rate Strategy, High Bonus Strategy, and the Core Cap Strategy from the end of December 2000 to the end of December 2019 against the actual historical S&P 500 Index returns.

The MLSB Index was created in August 2014. Levels for the index prior to August, 2014 represent hypothetical data determined by retroactive application of a backcasted model. [Hypothetical performance of the Blend Participation Rate Account Strategy at the current participation rate results in the same returns of the backcasted hypothetical MLSB Index where positive.] The chart below compares the hypothetical Blend Participation Rate Account (Utilizing MLSB Index) strategy to the actual S&P 500 Index historical returns.

The PIMCO Index was created in October of 2017. Levels for the index prior to October 2017 represent hypothetical data determined by retroactive application of a backcasted model. [Hypothetical performance of the Global Blend Participation Rate Account Strategy at the current participation rate results in the same returns of the backcasted hypothetical PIMCO Index where positive.] The chart below compares the hypothetical Global Blend Participation Rate Account (Utilizing PIMCO Index) strategy to the actual S&P 500 Index historical returns.

Past performance is not indicative of future performance. Actual performance may vary, perhaps materially, from the performance set forth herein.

1-Year Point-to-Point Index Blend Participation Rate Account (Utilizing ML Strategic Balanced Index)	Current Participation Rate: 100% Guaranteed Interest Rate: 0.00%
1-Year Point-to-Point Global Blend Participation Rate Account (Utilizing PIMCO Global Optima Index)	Current Participation Rate: 80%
1-Year Point-to-Point Index High Cap Rate Account (Utilizing S&P 500 Index)	Current Cap Rate: 11.50% Guaranteed Interest Rate: 0.00%
1-Year Point-to-Point Index High Bonus Rate Account (Utilizing S&P 500 Index)	Current Cap Rate: 8.25% Guaranteed Minimum Interest Rate: 0.25%



Historical performance does not take into consideration the Account Value Enhancement feature.



## INDEX INTEREST ILLUSTRATED

The Maximum Hypothetical Non-Guaranteed Index Interest Rates used in this illustration are shown below. These rates are based on certain regulatory requirements (including but not limited to requirements in Actuarial Guideline 49) and are based on the historical performance of hypothetical benchmark index accounts. The hypothetical benchmark index accounts are one-year point-to-point index accounts that use the S&P 500 Index (without dividends) and that has a 100% participation rate, a 0% interest floor, and an index cap as prescribed by applicable regulations. The historical performance is measured using an approach that averages the performance of these hypothetical accounts using all 25-year look back periods over the last 66 years.

The averages of past performance can be calculated using a number of different, reasonable methods, yielding different historical averages. The minimum historical performance, average historical performance, and maximum historical performance of the hypothetical benchmark index account over this period of time, as calculated by AGL in the way as required by applicable rules, are shown in the table below:

Hypothetical Historical Account Performance				
Interest Strategy	Minimum Historical Performance	Average Historical Performance	Maximum Historical Performance	Maximum Hypothetical Non-Guaranteed Index Interest Rate
Participation Rate Strategy (Utilizing MLSB Index)	4.55%	7.30%	9.26%	7.30%
Participation Rate Strategy (Utilizing PIMCO Index)	4.60%	7.39%	9.39%	7.39%
High Cap Strategy (Utilizing S&P 500)	4.27%	6.79%	8.58%	6.79%
High Bonus Strategy (Utilizing S&P 500)	3.48%	5.25%	6.60%	5.25%

The Historical Performance is not intended as an indication of future performance and is not guaranteed. The Owner's actual results may be better or worse than those shown, perhaps materially.



## HISTORICAL INDEX CHANGES AND HYPOTHETICAL INTEREST RATES

The table below, for the most recent 20-year period, shows the actual historical index changes and the corresponding hypothetical interest rates that would have applied for each Index Account assuming that the index parameters each year were the same as the current values for these parameters:

Period		1-Yr Pt-to-Pt Blend Participation Rate Account (Utilizing MLSB Index) Participation Rate: 100%		1-Yr Pt-to-Pt Participation Rate Account (Utilizing PIMCO Index) Participation Rate: 80%		1-Yr Pt-to-Pt Index High Cap Account (Utilizing S&P 500) Cap Rate: 11.50%		1-Yr Pt-to-Pt Index High Bonus Account (Utilizing S&P 500) Cap Rate: 8.25%	
Begin Date	End Date	Index Return	Hypothetical Interest Credited	Index Return	Hypothetical Interest Credited	Index Return	Hypothetical Interest Credited	Index Return	Hypothetical Interest Credited
12/31/1998	12/31/1999	-0.44%	0.00%	NA	NA	19.53%	11.50%	19.53%	8.25%
12/31/1999	12/31/2000	10.69%	10.69%	NA	NA	-10.14%	0.00%	-10.14%	0.25%
12/31/2000	12/31/2001	2.07%	2.07%	-5.33%	0.00%	-13.04%	0.00%	-13.04%	0.25%
12/31/2001	12/31/2002	6.00%	6.00%	-4.16%	0.00%	-23.37%	0.00%	-23.37%	0.25%
12/31/2002	12/31/2003	9.89%	9.89%	23.74%	18.99%	26.38%	11.50%	26.38%	8.25%
12/31/2003	12/31/2004	7.32%	7.32%	16.30%	13.04%	8.99%	8.99%	8.99%	8.25%
12/31/2004	12/31/2005	1.74%	1.74%	11.01%	8.80%	3.00%	3.00%	3.00%	3.00%
12/31/2005	12/31/2006	6.81%	6.81%	20.72%	16.58%	13.62%	11.50%	13.62%	8.25%
12/31/2006	12/31/2007	10.57%	10.57%	9.98%	7.98%	3.53%	3.53%	3.53%	3.53%
12/31/2007	12/31/2008	-0.36%	0.00%	-11.45%	0.00%	-38.49%	0.00%	-38.49%	0.25%
12/31/2008	12/31/2009	2.92%	2.92%	16.48%	13.18%	23.45%	11.50%	23.45%	8.25%
12/31/2009	12/31/2010	13.39%	13.39%	12.05%	9.64%	12.78%	11.50%	12.78%	8.25%
12/31/2010	12/31/2011	10.17%	10.17%	0.70%	0.56%	0.00%	0.00%	0.00%	0.25%
12/31/2011	12/31/2012	7.82%	7.82%	8.31%	6.65%	13.41%	11.50%	13.41%	8.25%
12/31/2012	12/31/2013	2.68%	2.68%	12.44%	9.95%	29.60%	11.50%	29.60%	8.25%
12/31/2013	12/31/2014	10.52%	10.52%	0.69%	0.55%	11.39%	11.39%	11.39%	8.25%
12/31/2014	12/31/2015	-1.41%	0.00%	-3.60%	0.00%	-0.73%	0.00%	-0.73%	0.25%
12/31/2015	12/31/2016	2.73%	2.73%	5.41%	4.33%	9.54%	9.54%	9.54%	8.25%
12/31/2016	12/31/2017	7.95%	7.95%	23.14%	18.51%	19.42%	11.50%	19.42%	8.25%
12/31/2017	12/31/2018	-2.93%	0.00%	-6.47%	0.00%	-6.24%	0.00%	-6.24%	0.25%
Compound Annual Average			5.58%		6.95%		6.29%		4.88%





## Your Distribution Options

### POLICY LOANS

Your QoL Max Accumulator+ policy offers two types of loans: Standard Loans and Participating Loans. Only one type of loan can be on a policy at any given time. You may switch between Standard and Participating loans a maximum of 3 times during the life of the policy. After the 10<sup>th</sup> policy anniversary, Preferred Loans are available. During the Allocation Restriction Period, Standard Loans are not available to switch to Participating Loans.

#### Standard Loans

For a Standard Loan the amount of the loan will be deducted proportionately based on the Accumulation Value in each Index Account, the Declared Interest Account, and the Interim Account. The annual loan interest for Standard Loans is due in advance. The annual loan interest rate for Standard Loans is 2.91% (equal to an effective rate of 3.00% paid at the end of the policy year). The interest credited to the loan amount is the 2.00% guaranteed interest in the Fixed Account. Standard Loan balances are not eligible for Account Value Enhancement.

#### Preferred Loans

After the 10<sup>th</sup> policy anniversary, your QoL Max Accumulator+ provides a preferred rate to your Standard Loan, or a Preferred Loan option. For a Preferred Loan, the amount of the loan will be deducted proportionately according to the Standard Loan rules. The annual loan interest for Preferred Loans is due in advance. The annual loan interest rate for Preferred Loans will be no less than 1.96% and no more than 2.15% (equal to an effective rate of not less than 2.00% and no more than 2.25% respectively, paid at the end of the policy year). The interest credited to the loan amount is the 2.00% guaranteed interest in the Fixed Account. The Preferred Loan available is restricted to a policy year maximum of 10.00% of the Accumulation Value at the beginning of the policy year.

#### Participating Loans

For a Participating Loan, the amount of the loan will not be deducted and will remain in the existing interest accounts. The loan amount will continue to be eligible for Index Interest as if no loan had been taken from the policy. The annual loan interest for Participating Loans is due in advance. The annual loan interest rate for Participating Loans is declared monthly and will be no more than 7.40% (equal to an effective rate of 8.00% paid at the end of the policy year). The initial annual loan interest rate due in advance is 4.76% (equal to an effective rate of 3.00% paid at the end of the policy year).

There is a risk associated with Participating Loans because an Index Account's actual credited rate could be less than the Participating Annual Interest Rate. The use of Participating Loans could potentially result in policy lapse if poor index performance among the indices is sustained. Participating Loans do not include participation in AGL's profits or surplus through receipt of dividends.

Under some circumstances policy loans and withdrawals are taxable. For advice concerning your individual circumstances, consult an attorney, tax advisor or accountant.

#### Overloan Protection Rider (Form 07620)

This optional rider guarantees your policy will not lapse due to a large outstanding loan by waiving future monthly deductions upon activation of the rider and by keeping the rider in-force when the loan amount exceeds the Account Value. The tax consequences of the Overloan Protection Rider have not been determined by the IRS or the courts, and it is possible that the IRS could assert that the outstanding loan balance should be treated as a taxable distribution when the Overloan Protection Rider is exercised. For advice concerning your individual circumstances, consult an attorney, tax advisor or accountant.

Under some circumstances policy loans and withdrawals are taxable. Refer to *Loans and Withdrawals* in the Key Terms and Definitions section and *Specified Amount Reductions in the Tax and Compliance* section.

**QoL Max Accumulator+**

Guest  
 Female; Age: 27; Preferred Plus; CA  
 Initial Death Benefit: \$316,621; Increasing

**ALLOCATION**

Blend Participation Rate Acct (Utilizing ML Strategic Balanced Index):

100.00%

**Standard Loans (Not qualified as Preferred)**

<b>Interest Credited - Non-Guaranteed Current</b>	2.00%
<b>Interest Charged - Non-Guaranteed Current</b>	3.00%
<b>Interest Credited - Guaranteed</b>	2.00%
<b>Interest Charged - Guaranteed</b>	3.00%

**Standard Loans (Qualified as Preferred)**

<b>Interest Credited - Non-Guaranteed Current</b>	2.00%
<b>Interest Charged - Non-Guaranteed Current</b>	2.00%
<b>Interest Credited - Guaranteed</b>	2.00%
<b>Interest Charged - Guaranteed</b>	2.20%

**Participating Loans**

<b>Interest Credited - Non-Guaranteed Current</b>	Varies by Year
<b>Interest Charged - Non-Guaranteed Current</b>	3.00%
<b>Interest Credited - Guaranteed</b>	0.00%
<b>Interest Charged - Guaranteed</b>	8.00%

**YOUR INCOME FOR LIFE RIDER\***

(Form 15996)

Your QoL Max Accumulator+ policy includes an Income-for-Life Rider\*, allowing you, upon your election, to receive a guaranteed income stream based on your current Cash Value at the time of election, if exercised, subject to rider terms and conditions.

Upon exercise of the rider, a one-time charge will be deducted from your Cash Value and will vary depending on your age, face amount, risk class, policy duration at the time of exercise, and gender. The one-time charge is a non-guaranteed amount that will be assessed upon election of the rider, not to exceed a guaranteed maximum.

The guaranteed income payments may be received monthly, quarterly, semi-annually, or annually. An annual fee of \$25 will be assessed for modes other than annual.

Eligibility requirements for the rider:

- Between 55 and 85 years of age at the time of election
- Have had the policy in-force for no less than 10 years
- Must not have received any accelerated benefits such as from the Accelerated Access Solution
- Terminate all other existing riders on the base policy except Select Income Rider and Overloan Protection Rider
- Pay off in full any existing loan balances at the date of the election
- Resulting income must not be less than a minimum level set in your rider at the time of exercise

If this benefit is exercised, your death benefit will be converted to a level option, if it is not already set at that option. While the rider is in effect, you may not change the policy to an increasing death benefit option. Additionally, allocation of your policy's Cash Value will be determined by AGL upon exercise of the rider.

You may terminate the rider at any time.

While this rider is in effect, no further premiums may be paid into the policy, no distributions may be taken out, and no face amount changes may be elected. The policy's specified amount will be revised on a periodic basis automatically to the minimum allowable under Section 7702 of the Internal Revenue Code. If at any point while the rider is in effect any deduction due to the rider or the policy is greater than the policy's cash value at the time, an amount will be added to the cash value. You will continue to receive benefits under the rider until the earliest date of the following, at which time no further benefits will be payable: death, lapse of the policy, surrender of the policy, maturity of the policy, or your written request to terminate the rider.

The Rider Expense Charge and the initial Installment Payment depend on the amount of Cash Value you have at the time of rider election. Any Installment Payment must exceed the Minimum Installment Payment on the Rider Schedule page.



## QoL Max Accumulator+

Guest  
Female; Age: 27; Preferred Plus; CA  
Initial Death Benefit: \$316,621; Increasing

## ALLOCATION

Blend Participation Rate Acct (Utilizing ML Strategic Balanced Index):

100.00%

The following is a hypothetical representation of how the Income for Life rider is available through the QoL Max Accumulator+ policy.

### Assumptions:

- Male Age 45
- Standard Non-Tobacco Premium Class
- \$1,000,000 face amount
- Exercises Income for Life rider at attained age 65

Account Value = \$565,103

Surrender Charge = \$0

Rider Expense Charge Percentage = 6.965%

Rider Expense Charge =  $(\$565,103 - \$0) \times 6.965\% = \$39,359$

Account Value = \$565,103

Surrender Charge = \$0

Rider Expense Charge = \$39,359

Rider Annuity Factor = .04909

Initial Installment Payment =  $(\$565,103 - \$0 - \$39,359) \times .04909 = \$25,809$

Generally, the Company does not intend to report the benefits as taxable income based on the Company's current interpretation of tax law. However, under specific scenarios the benefits may be taxable to the recipient. The tax reporting may change based on future IRS guidance. You should consult your personal tax advisor to assess the impact of the benefits on your particular circumstances.

\*This rider may not be approved for issue in all states. The Income for Life Rider requires that the policy use Guideline Premium as the Death Benefit Compliance Test. You may choose to instead use the Cash Value Accumulation Test, but if you do so, the Rider will not be issued with your policy, and any references to the Rider that are used in this illustration will not be applicable to your policy.



## QoL Max Accumulator+

Guest  
Female; Age: 27; Preferred Plus; CA  
Initial Death Benefit: \$316,621; Increasing

## ALLOCATION

Blend Participation Rate Acct (Utilizing ML Strategic Balanced Index):

100.00%

### Your Riders

**Accelerated  
Death Benefit  
Riders**  
AGLA 04CRIR  
AGLA 04CHIR-  
CA (0514)15602-5

See Your Accelerated Death Benefits Summary section and Additional Information Regarding Your Accelerated Death Benefit Riders section.

**Income for Life  
Rider**  
(Form 15996)

See Your Income for Life Rider section.

**Overloan  
Protection Rider**  
(Form 07620)

See Overloan Protection Rider section.

**Dollar Cost  
Averaging Rider**  
(Form 18004)

Your QoL Max Accumulator+ policy includes the Dollar Cost Averaging (DCA) Rider which is an automatic, free rider that allows the allocation of lump sum payments (both 1035s and non 1035s) to your chosen Index Interest Accounts over a number of months, so that the entire payment is not based upon the market performance of only one date. It is your choice to utilize this rider. There is no additional fee associated with this rider. Utilizing this rider will affect the amount of interest your policy earns. Depending on the performance of the indices, utilizing this rider may result in more or less interest.

The DCA Rider creates an additional account ("DCA Account") that will remain on the policy for the life of the contract. Interest is credited daily. The amount of interest credited is determined by the Company, currently 2.55% but shall be no less than 2.00%. Premiums allocated to the DCA account will be transferred into the Index Interest Accounts according to the allocation percentage of your choosing. The transfers will be made in level installments over future Allocation Days; i.e. monthly, starting with the nearest Allocation Day (if the lump sum payment is received on an Allocation Day, the transfer would be made immediately). Note that transfers from the DCA Account to the declared interest account are not permitted.



## Key Terms and Definitions

### Accumulation Value

The Accumulation Value is the cash accumulation component of the proposed policy. It reflects net premiums received, withdrawals made, expenses charged, cost of insurance deducted and interest credited. The Accumulation Value can be positive, negative, or zero.

### Account Value Enhancement

A persistency bonus available that is credited to the index accounts or fixed account after policy year 5. This is in addition to the crediting earned through the index strategy.

### Alternate Hypothetical Rate

The alternate values are calculated based on the guaranteed interest rate of the Fixed Account, the non-guaranteed maximum cost of insurance, and non-guaranteed expense charges specified in the policy.

### Cash Surrender Value

The Cash Surrender Value is the amount available to the policy owner when the policy is terminated for a reason other than the Insured's death. This is equal to the Cash Value less policy loans and accumulated interest and may be zero.

### Cash Value

The Cash Value of this policy is equal to the Accumulation Value minus the applicable surrender charge, if any.

### Cost of Insurance Charges

The basis for calculating the cost of insurance for the policy and any riders added to the policy is outlined in the policy.

### Current Non-Guaranteed Hypothetical Rate

See Index Interest Illustrated section.

### Death Benefit

The death benefit is the amount of money payable to the beneficiary if the Insured dies while the policy is in force. The Initial Amount is specified in the policy at issue and the Specified Amount may be changed subject to the policy's provisions.

### Guaranteed Values

The guaranteed values are calculated based on the guaranteed interest rate, the guaranteed maximum cost of insurance, and guaranteed expense charges specified in the policy.

### Income-for-Life Value

See Income-for-Life Rider section.

### Lapse

Policy Lapse refers to termination of the policy. When a policy lapses, it has no cash value and no death benefit is payable.

### Loans and Withdrawals

Policy loans can be taken at any time while the policy is in force. For illustration purposes, all loans are taken out in monthly installments. Annual loan interest is assessed at the end of the policy year. Refer to the policy for more information about policy loans. Withdrawals represent amounts withdrawn from the policy which are not loans.

### Maximum Non-Guaranteed Hypothetical Index Interest Rate

See Index Interest Illustrated section.

The Maximum Non-Guaranteed Hypothetical Index Interest Rate is not intended to predict future performance and is not guaranteed. The Owner's actual results may be better or worse than shown.

### Monthly Charges

This represents the sum of the Cost of Insurance amount, Monthly Administration Fee amount, Monthly Expense Charge amount, and any applicable rider charges for each month illustrated.



## QoL Max Accumulator+

Guest  
Female; Age: 27; Preferred Plus; CA  
Initial Death Benefit: \$316,621; Increasing

## ALLOCATION

Blend Participation Rate Acct (Utilizing ML Strategic Balanced Index):

100.00%

### Non-Guaranteed Midpoint Rate

The Non-Guaranteed Midpoint Rate is based on interest rates and costs of insurance that are the average of, or halfway between, the Guaranteed or Account Value Floor depending on index strategy selected with Maximum Charges and the Non-Guaranteed Rate with Current Charges.

### Non-Guaranteed Rate

The Non-Guaranteed Rate used in this illustration is the user selected interest rate(s) up to the Maximum Current Non-Guaranteed Hypothetical Rates for each Interest Account. The Non-Guaranteed Rate is not intended to predict future performance and is not guaranteed. The Owner's actual results may be better or worse than shown.

### Partial Surrenders/Withdrawals

This represents the amount withdrawn from the policy.

### Premium Class

#### Preferred Plus

Exceptional mortality risk and non-user of tobacco and/or other products that contain nicotine.

### Premium Expense Charge

See Your Transaction Charges section.

### Premium Mode

The Premium Mode is the frequency selected for recurring premiums.

### Premium Outlay

Premium outlay is the amount the Owner plans to pay for the policy. It is equal to planned premium payments and loan repayments.

### Surrender Charges

A surrender charge will be applied when the policy is surrendered or the specified amount is reduced during the surrender charge period. If the specified amount is increased, the increased portion is subject to a new surrender charge period. The initial surrender charge period is 14 years. Refer to the policy for more information about Surrender Charges.

### Year and Age

Year is the policy year; Age is the Insured's age at the Date of Issue plus on the Insured's nearest birthday the number of years the policy is assumed to have been in force.



## QoL Max Accumulator+

Guest  
Female; Age: 27; Preferred Plus; CA  
Initial Death Benefit: \$316,621; Increasing

## ALLOCATION

Blend Participation Rate Acct (Utilizing ML Strategic Balanced Index):

100.00%

## Your Policy Mechanics

Make  
Contributions



### YOU PAY PREMIUMS

Choose a percentage of your premium to go one or more of 5 available accounts.  
(Policy Charges are deducted)

4 Index Interest Accounts

1 Fixed Account

Grow Your  
Account



### YOUR POLICY ACCUMULATES CASH VALUE

Based on the accounts you've chosen.

4 Index Interest Accounts

1 Fixed Account

Access your  
Money



### CASH VALUE COMES OUT OF YOUR POLICY

Leverage multiple options to access cash value while living or save the life insurance benefit for your beneficiaries.

\*Under current federal tax law, partial withdrawals are reportable to the policy owner and may also be taxable. See Tax and Compliance section.

## Your Transaction Charges and Expenses

### Cost of Insurance (COI)

Each month AGL deducts charges from the policy's Accumulation Value to cover the expenses and costs of providing the policy benefits. The cost of insurance rates will ultimately depend on the outcome of the underwriting process and may vary significantly from what is shown in this illustration.

### Premium Load

Policy Years 1-10: Current Charge of 9%; Maximum Charge of 18%

Policy Years 11+: Current Charge of 11%; Maximum Charge of 18%

### Monthly Charges

#### Monthly Administration Fee

Non-Guaranteed Current Charge - \$10.00

Maximum Charge - \$20.00

#### Monthly Expense Charge

The Monthly Expense Charge for the Specified Amount is deducted during the first 15 policy years and is applied to the amount of any allowable increase in the Specified Amount during the first 15 years following the increase.

### Surrender Charges

Surrender charges apply if you surrender your policy in years 1-14. Surrender charges vary by sex, premium class, age, and policy duration.

### Interest Adjusted Indices

	Net Payment	Cost Index	Surrender	Cost Index
	10 Yr	20 Yr	10 Yr	20 Yr
Guaranteed Basis	7.44	7.34	6.10	5.25
Current Basis	7.35	7.07	3.59	1.00





## Tax and Compliance

### Definition of Life Insurance

Section 7702 of the Internal Revenue Code requires that a policy meet one of two tests, the Guideline Premium Test (GPT) or the Cash Value Accumulation Test (CVAT), in order to qualify as life insurance. The computation to determine compliance with either of these tests is complex (and specific questions should be directed to your tax advisor).

In general, the GPT requires the policy must meet two criteria in order to qualify as life insurance. First, the cumulative premiums paid cannot exceed, on any date, the greater of the guideline single premium and the cumulative guideline annual premiums to date. Second, the ongoing relationship between the cash value of the policy and the death benefit is restricted.

CVAT, as the alternative test, generally requires that the policy's cash surrender value can at no time exceed the net single premium needed to fund the death benefit provided under the policy in order to qualify as life insurance.

Unless otherwise provided by your specific life insurance policy, both of the tests are available. Once the definition of life insurance test is selected at issue, it cannot be changed.

### Index Disclosure for the S&P 500

The S&P 500 is a product of S&P Dow Jones Indices LLC and has been licensed for use by American General Life Insurance Company (AGL).

The life insurance products underwritten and issued by AGL are not sponsored, endorsed, sold or promoted by S&P Dow Jones Indices LLC, Dow Jones, any of their respective affiliates (collectively, "S&P Dow Jones Indices") or their respective third party licensors. Neither S&P Dow Jones Indices nor its third party licensors make any representation or warranty, express or implied, to the owners of AGL's products or any member of the public regarding the advisability of paying premiums for AGL's products particularly or the ability of the S&P 500 to track general stock market performance. S&P Dow Jones Indices and its third party licensors' only relationship to AGL with respect to the S&P 500 is the licensing of the S&P 500 and certain trademarks, service marks and/or trade names of S&P Dow Jones Indices and/or its third party licensors. The S&P 500 is determined, composed and calculated by S&P Dow Jones Indices or its third party licensors without regard to AGL or its products. S&P Dow Jones Indices and its third party licensors have no obligation to take the needs of AGL or the owners of its products into consideration in determining, composing or calculating the S&P 500. S&P Dow Jones Indices and its third party licensors are not responsible for and have not participated in the determination of the prices, and amount of AGL's products or the timing of the issuance or sale of AGL's products or in the determination or calculation of the equation by which AGL's products may be cash surrendered or may pay an insurance benefit. S&P Dow Jones Indices and its third party licensors have no obligation or liability in connection with the administration or marketing of AGL's products. There is no assurance that insurance products based in whole or in part on the S&P 500 will accurately track index performance or provide positive investment returns. S&P Dow Jones Indices LLC is not an investment advisor. Inclusion of a security within an index is not a recommendation by S&P Dow Jones Indices to buy, sell, or hold such security, nor is it considered to be investment advice.

NEITHER S&P DOW JONES INDICES NOR ITS THIRD PARTY LICENSORS GUARANTEES THE ADEQUACY, ACCURACY, TIMELINESS AND/OR THE COMPLETENESS OF THE S&P 500 OR ANY DATA INCLUDED THEREIN OR ANY COMMUNICATIONS, INCLUDING BUT NOT LIMITED TO, ORAL OR WRITTEN COMMUNICATIONS (INCLUDING ELECTRONIC COMMUNICATIONS) WITH RESPECT THERETO. S&P DOW JONES INDICES AND ITS THIRD PARTY LICENSORS SHALL NOT BE SUBJECT TO ANY DAMAGES OR LIABILITY FOR ANY ERRORS, OMISSIONS, OR DELAYS THEREIN. S&P DOW JONES INDICES AND ITS THIRD PARTY LICENSORS MAKE NO EXPRESS OR IMPLIED WARRANTIES, AND EXPRESSLY DISCLAIM ALL WARRANTIES OF MERCHANTABILITY OR FITNESS FOR A PARTICULAR PURPOSE OR USE OR AS TO RESULTS TO BE OBTAINED BY AGL, OWNERS OF ITS PRODUCTS, OR ANY OTHER PERSON OR ENTITY FROM THE USE OF THE MARKS, THE S&P 500 OR ANY DATA INCLUDED THEREIN. WITHOUT LIMITING ANY OF THE FOREGOING, IN NO EVENT WHATSOEVER SHALL S&P DOW JONES INDICES OR ITS THIRD PARTY LICENSORS BE LIABLE FOR ANY INDIRECT, SPECIAL, INCIDENTAL, PUNITIVE, OR CONSEQUENTIAL DAMAGES INCLUDING BUT NOT LIMITED TO, LOSS OF PROFITS, TRADING LOSSES, LOST TIME OR GOODWILL, EVEN IF THEY HAVE BEEN ADVISED OF THE POSSIBILITY OF SUCH DAMAGES, WHETHER IN CONTRACT, TORT, STRICT LIABILITY OR OTHERWISE. THERE ARE NO THIRD PARTY BENEFICIARIES OF ANY AGREEMENTS OR ARRANGEMENTS BETWEEN S&P DOW JONES INDICES AND AGL, OTHER THAN THE LICENSORS OF S&P DOW JONES INDICES.

Standard & Poor's, S&P, and S&P 500 are registered trademarks of Standard & Poor's Financial Services LLC, and Dow Jones is a registered trademark of Dow Jones Trademark Holdings LLC ("Dow Jones"). The trademarks have been licensed to S&P Dow Jones Indices LLC and have been sublicensed for use for certain purposes by AGL.

**Index Disclosure  
for the ML  
Strategic  
Balanced Index™**

The ML Strategic Balanced Index™ provides systematic, rules-based access to the blended performance of two underlying indices - the S&P 500 (without dividends), which serves to represent equity performance, and the Merrill Lynch 10-year U.S. Treasury Futures Total Return Index, which serves to represent fixed income performance. To help manage overall return volatility, the Index may also systematically utilize Cash performance in addition to the performance of the two underlying indices.

Important Note: The ML Strategic Balanced Index embeds an annual index cost in the calculations of the change in Index Value over the Index Term. This "embedded index cost" will reduce any change in Index Value over the Index Term that would otherwise have been used in the calculation of index interest, and it funds certain operational and licensing costs for the index. It is not a fee paid by you or received by AGL. AGL's licensing relationship with Merrill Lynch, Pierce, Fenner & Smith Incorporated for use of the ML Strategic Balanced Index and for use of certain service marks includes the AGL's purchase of financial instruments for purposes of meeting its interest crediting obligations. Some portion of those instruments will, or may be, purchased from Merrill Lynch, Pierce, Fenner & Smith Incorporated or its Affiliates.

Merrill Lynch, Pierce, Fenner & Smith Incorporated and its affiliates ("BofA Merrill Lynch"). Indices and related information, the name "BofA Merrill Lynch", and related trademarks, are Intellectual property licensed from BofA Merrill Lynch, and may not be copied, used, or distributed. Without BofA Merrill Lynch's prior written approval. The products of licensee American General Life Insurance Company have not been passed on as to their legality or suitability, and are not regulated, issued, endorsed, sold, guaranteed or promoted by BofA Merrill Lynch. BOFA MERRILL LYNCH MAKES NO WARRANTIES AND BEARS NO LIABILITY WITH RESPECT TO ANY INDEX, ANY RELATED INFORMATION, ITS TRADEMARKS, OR THE PRODUCT(S) (INCLUDING WITHOUT LIMITATION, ITS QUALITY, ACCURACY, SUITABILITY AND/OR COMPLETENESS).

The ML Strategic Balanced Index (the "Index") is the property of Merrill Lynch, Pierce, Fenner & Smith Incorporated, which has contracted with S&P Opco, LLC (a subsidiary of S&P Dow Jones Indices LLC) to calculate and maintain the Index. The Index is not sponsored by S&P Dow Jones Indices or its affiliates or its third party licensors (collectively, "S&P Dow Jones Indices". S&P Dow Jones Indices will not be liable for any errors or omissions in calculating the Index. "Calculated by S&P Dow Jones Indices" and the related stylized mark(s) are service marks of S&P Dow Jones Indices and have been licensed for use by Merrill Lynch, Pierce, Fenner & Smith Incorporated.

**Index Disclosure  
for the PIMCO  
Global Optima™  
Index Strategy**

The PIMCO Global Optima Index™ (the "Index") is a comprehensive equity and bond index, offering exposure to global equity and U.S. fixed income markets. The Index is a trademark of Pacific Investment Management Company LLC ("PIMCO") and has been licensed for use for certain purposes by American General Life Insurance Company (the "Company") with respect to this annuity ("the Product"). The Index is the exclusive property of PIMCO and is made and compiled without regard to the needs, including, but not limited to, the suitability or appropriateness needs, as applicable, of the Company, the Product, or any Product owners. The Product is not sold, sponsored, endorsed or promoted by PIMCO or any other party involved in, or related to, making or compiling the Index.

PIMCO does not make any warranty or representation as to the accuracy, completeness, or availability of the Index or information included in the Index and shall have no responsibility or liability for the impact of any inaccuracy, incompleteness, or unavailability of the Index or such information. Neither PIMCO nor any other party involved in, or related to, making or compiling the Index makes any representation or warranty, express or implied, to the Product owner, the Company, or any member of the public regarding the advisability of purchasing annuities generally or the Product particularly, the legality of the Product under applicable federal securities, state insurance and tax laws, the ability of the Product to track the performance of the Index, any other index or benchmark or general fixed income market or other asset class performance, or the results, including, but not limited to, performance results, to be obtained by the Company, the Product, Product owners, or any other person or entity. PIMCO does not provide investment advice to the Company with respect to the Product, to the Product, or to Product owners.

Neither PIMCO nor any other party involved in, or related to, making or compiling the Index has any obligation to continue to provide the Index to the Company with respect to the Product. PIMCO disclaims all warranties, express or implied, including all warranties of merchantability or fitness for a particular purpose or use. PIMCO shall have no responsibility or liability with respect to the Product.

The Licensed PIMCO Index is comprised of a number of constituents, some of which are owned by entities other than PIMCO. The PIMCO Indices rely on a variety of publically available data and information and licensable equity and fixed income sub-indices. All disclaimers referenced in the Agreement relative to PIMCO also apply separately to those entities that are owners of the constituents of the PIMCO Indices. The constituents of the Licensed PIMCO Indices include: MSCI Inc., FTSE International Limited, FTSE TMX Global, Debt Capital Markets, Inc., Frank Russell Company and certain ETFs.



THIS PRODUCT IS NOT SPONSORED, ENDORSED, SOLD OR PROMOTED BY MSCI INC. ("MSCI"), ANY OF ITS AFFILIATES, ANY OF ITS INFORMATION PROVIDERS OR ANY OTHER THIRD PARTY INVOLVED IN, OR RELATED TO, COMPILING, COMPUTING OR CREATING ANY MSCI INDEX (COLLECTIVELY, THE "MSCI PARTIES"). THE MSCI INDEXES ARE THE EXCLUSIVE PROPERTY OF MSCI. MSCI AND THE MSCI INDEX NAMES ARE SERVICE MARK(S) OF MSCI OR ITS AFFILIATES AND HAVE BEEN LICENSED FOR USE FOR CERTAIN PURPOSES BY [LICENSEE]. NONE OF THE MSCI PARTIES MAKES ANY REPRESENTATION OR WARRANTY, EXPRESS OR IMPLIED, TO THE ISSUER OR OWNERS OF THIS PRODUCT OR ANY OTHER PERSON OR ENTITY REGARDING THE ADVISABILITY OF INVESTING IN PRODUCTS GENERALLY OR IN THIS PRODUCT PARTICULARLY OR THE ABILITY OF ANY MSCI INDEX TO TRACK CORRESPONDING STOCK MARKET PERFORMANCE. MSCI OR ITS AFFILIATES ARE THE LICENSORS OF CERTAIN TRADEMARKS, SERVICE MARKS AND TRADE NAMES AND OF THE MSCI INDEXES WHICH ARE DETERMINED, COMPOSED AND CALCULATED BY MSCI WITHOUT REGARD TO THIS PRODUCT OR THE ISSUER OR OWNERS OF THIS PRODUCT OR ANY OTHER PERSON OR ENTITY, NONE OF THE MSCI PARTIES HAS ANY OBLIGATION TO TAKE THE NEEDS OF THE ISSUER OR OWNERS OF THIS PRODUCT OR ANY OTHER PERSON OR ENTITY INTO CONSIDERATION IN DETERMINING, COMPOSING OR CALCULATING THE MSCI INDEXES. NONE OF THE MSCI PARTIES IS RESPONSIBLE FOR OR HAS PARTICIPATED IN THE DETERMINATION OF THE TIMING OF, PRICES AT, OR QUANTITIES OF THIS PRODUCT TO BE ISSUED OR IN THE DETERMINATION OR CALCULATION OF THE EQUATION BY OR THE CONSIDERATION INTO WHICH THIS PRODUCT IS REDEEMABLE. FURTHER, NONE OF THE MSCI PARTIES HAS ANY OBLIGATION OR LIABILITY TO THE ISSUER OR OWNERS OF THIS PRODUCT OR ANY OTHER PERSON OR ENTITY IN CONNECTION WITH THE ADMINISTRATION, MARKETING OR OFFERING OF THIS PRODUCT.

ALTHOUGH MSCI SHALL OBTAIN INFORMATION FOR INCLUSION IN OR FOR USE IN THE CALCULATION OF THE MSCI INDEXES FROM SOURCES THAT MSCI CONSIDERS RELIABLE, NONE OF THE MSCI PARTIES WARRANTS OR GUARANTEES THE ORIGINALITY, ACCURACY AND/OR THE COMPLETENESS OF ANY MSCI INDEX OR ANY DATA INCLUDED THEREIN. NONE OF THE MSCI PARTIES MAKES ANY WARRANTY, EXPRESS OR IMPLIED, AS TO RESULTS TO BE OBTAINED BY THE ISSUER OF THE PRODUCT, OWNERS OF THE PRODUCT, OR ANY OTHER PERSON OR ENTITY, FROM THE USE OF ANY MSCI INDEX OR ANY DATA INCLUDED THEREIN. NONE OF THE MSCI PARTIES SHALL HAVE ANY LIABILITY FOR ANY ERRORS, OMISSIONS OR INTERRUPTIONS OF OR IN CONNECTION WITH ANY MSCI INDEX OR ANY DATA INCLUDED THEREIN. FURTHER, NONE OF THE MSCI PARTIES MAKES ANY EXPRESS OR IMPLIED WARRANTIES OF ANY KIND, AND THE MSCI PARTIES HEREBY EXPRESSLY DISCLAIM ALL WARRANTIES OF MERCHANTABILITY AND FITNESS FOR A PARTICULAR PURPOSE, WITH RESPECT TO EACH MSCI INDEX AND ANY DATA INCLUDED THEREIN. WITHOUT LIMITING ANY OF THE FOREGOING, IN NO EVENT SHALL ANY OF THE MSCI PARTIES HAVE ANY LIABILITY FOR ANY DIRECT, INDIRECT, SPECIAL, PUNITIVE, CONSEQUENTIAL OR ANY OTHER DAMAGES (INCLUDING LOST PROFITS) EVEN IF NOTIFIED OF THE POSSIBILITY OF SUCH DAMAGES.

No purchaser, seller or holder of this product, or any other person or entity, should use or refer to any MSCI trade name, trademark or service mark to sponsor, endorse, market or promote any product without first contacting MSCI to determine whether MSCI's permission is required. Under no circumstances may any person or entity claim any affiliation with MSCI without prior written permission of MSCI.

SPDR® S&P 500® ETF Trust (SPY ETF), SPDR® S&P® MidCap 400 ETF Trust (MDY ETF), and iShares Core U.S. Aggregate Bond ETF (AGG ETF) are constituents of the PIMCO Global Optima Index™. S&P® and SPDR® are registered trademarks of Standard & Poor's Financial Services LLC (S&P); iShares™ is a registered trademark of BlackRock Fund Advisors or BlackRock, Inc. and its subsidiaries, collectively, the "ETF Trademark Owners." The PIMCO Global Optima Index™ is not sponsored, endorsed, sold, or promoted by the ETF Trademark Owners. The ETF Trademark Owners make no representations or warranties to the owners of products utilizing the PIMCO Global Optima Index or any member of the public regarding the advisability of purchasing a product utilizing the PIMCO Global Optima Index. The ETF Trademark Owners have no obligation or liability in connection with the operation, marketing, trading or sale of the PIMCO Global Optima Index.

**Modified  
Endowment  
Contract**

The Technical and Miscellaneous Revenue Act of 1988 ("TAMRA"), which is effective for policies issued after June 21, 1988, classifies certain policies as Modified Endowment Contracts ("MEC"). A life insurance policy becomes a MEC, as defined in section 7702A of the Internal Revenue Code, if at any time during the first seven policy years, the actual premiums paid exceeds the sum of an annually paid "7-Pay Premium". If a policy violates the 7-Pay Premium test, it may be classified as a MEC retroactively to the time that it was issued. The 7-Pay Premium is the level annual premium that could fund all future benefits without regard to loads and expenses under the policy in seven years. All distributions, including loans, from a MEC may be taxable to the extent there is a gain in the policy. In addition, such distributions prior to age 59 1/2 may be subject to an additional 10.00% penalty. Changes made at any time to a policy will affect the TAMRA 7-Pay Premium. If appropriate, the Owner should discuss the transaction with his insurance, legal, and/or tax advisors.

**MEC Status**

Based on our understanding of the Internal Revenue Code a policy issued and maintained consistent with the assumptions in this illustration would not be a MEC at issue or become one thereafter.

Whether and when your policy might actually become a MEC depends on the timing and amounts of premium payments and Withdrawals, the policy's non-guaranteed elements, your actual use of the policy's options, and any policy changes made pursuant to your request. The federal income tax consequences of a MEC can be significant. Consult your tax advisor for further details.



## QoL Max Accumulator+

Guest  
Female; Age: 27; Preferred Plus; CA  
Initial Death Benefit: \$316,621; Increasing

## ALLOCATION

Blend Participation Rate Acct (Utilizing ML Strategic Balanced Index):

100.00%

### Policy Assignment

During the lifetime of the Insured, unless restricted by federal tax law. You may assign this policy as security for an obligation, subject to approval by any irrevocable beneficiary. Your right to assign this policy may be limited by the method chosen to pay Death Benefit Proceeds. We will not be bound by an assignment unless it is received In Writing at Our Home Office. Your rights and those of any other person referred to in this policy will be subject to the assignment. The assignment, unless You specify otherwise, will take effect on the date that You signed the notice of assignment, subject to any payments made or actions taken by Us before We receive such assignment. Two copies of the assignment must be submitted. We will retain one copy and return the other. We will not be responsible for the validity or tax consequences of any assignment.

### Policy Changes and Extending Coverage

AGL will not permit a change to the policy that would result in the policy not meeting the definition of life insurance under section 7702 of the Internal Revenue Code. The 2017 CSO Mortality Tables provide a stated termination date of age 121. The Option to Extend Coverage allows the policy to continue beyond age 121. The tax consequences of extending the Maturity Date beyond the age 121 termination date of the 2017 CSO Mortality Tables are unclear. The Owner should consult with a personal tax adviser about the effect of any changes to the policy as it relates to section 7702 and the termination date of the Mortality Tables since, after the insured reaches the attained age of 121, this policy may not qualify as life insurance under the federal income tax definition of life insurance and may be subject to adverse tax consequences.

### Policy Loans, Surrenders and Specified Amount Reductions

Generally, surrenders from a policy that is not a MEC are not taxable until the amount surrendered exceeds the total of the premiums paid, which represents the Owner's basis in the policy. However, when there is a reduction in the Specified Amount as a result of a partial surrender or at the Owner's request, there may be a taxable event. A portion of the amount withdrawn may be taxable under the "Recapture Ceiling Test" described under section 7702(f)(7) of the Internal Revenue Code even if the surrender does not exceed the Owner's basis in the policy. Reductions in the Specified Amount may force a distribution of cash from the policy, a portion of which may be taxable. The Owner should verify whether a tax is incurred before taking surrenders or requesting a reduction in the Specified Amount during the first 15 policy years. Loans are not taxable as long as the policy is not a MEC and remains in force. If a policy lapses or is surrendered, any outstanding loans will be treated as if they were distributions and will be subject to income tax to the extent they exceed the Owner's basis in the policy.

### AGL not Providing Legal or Tax Advice

This material is not intended or written by AGL to be used, and it cannot be used by any taxpayer, for the purpose of avoiding penalties imposed on the taxpayer. This material is written to support the promotion or marketing of the transaction(s) or matter(s) addressed by this material. Any taxpayer should seek advice from an independent tax advisor.

Although the information contained in this illustration is based on our understanding of the Internal Revenue Code and on certain tax and legal assumptions, it is not intended to be tax or legal advice. Such advice should be obtained from your own counsel or other tax advisor. Tax laws or interpretations of tax laws can change. This may cause the performance and underlying tax assumptions of this policy, including any riders, to be different than illustrated. For example, tax law changes may result in distributions that are more or less than illustrated. In some cases, these changes could result in a decrease in policy values or lapse. After the first policy year, you should periodically request an in-force illustration from your insurance producer to monitor your policy's performance in light of any tax law changes. Your actual taxes may be different from what is illustrated.

### Replacement of Existing Insurance

If the Owner is purchasing a new life insurance policy that will replace an existing policy or if the Owner is using the funds from one policy to pay all or part of the premiums on a new policy, make sure that these actions are in the Owner's best interest. Many times it will be in the Owner's best interest to keep or modify an existing policy. Depending upon the type of policies involved, the Owner should gather information to compare such things as: premiums, guaranteed interest rates, surrender charges, policy fees and expenses, cash surrender values, contract provisions, company financial strength, and tax consequences. Ultimately, it is the Owner's decision whether to proceed with the transaction.



## ADDITIONAL INFORMATION REGARDING YOUR ACCELERATED BENEFIT RIDERS (ABRs)



The Accelerated Benefit Riders for Critical, Chronical and Terminal Illness are three valuable riders automatically included in your policy at no additional cost that allow you to access all or part of your QoL Max Accumulator+ policy death benefit if you have a qualifying critical, chronic or terminal illness or condition. You can use the benefit to help pay for the costs of treatment for qualifying illnesses or conditions - or any other expenses.

Accelerated Benefit Riders will pay the death benefit you elect to accelerate at a discounted amount because it is being paid prior to the actual time of death. The Accelerated Benefit Amount will never be less than the Cash Surrender Value, if any, which corresponds to the Death Benefit you elect to accelerate. The actual accelerated death benefit payment that we will offer for acceleration will be based on our determination of the expected future mortality of a qualifying insured at the time an accelerated death benefit claim is made, and will be subject to an administrative charge, and payment of any unpaid but due policy premiums, and payment of a pro rata amount of any policy loans if applicable. You can accelerate up to 100% of the death benefit, subject to a limit of the lesser of \$2,000,000 or any lesser amount set forth in your policy.

### CRITICAL ILLNESS ACCELERATED BENEFIT RIDER (Form # AGLA 04CRIR)

The Critical Illness Accelerated Benefit Rider provides you access to your policy's death benefit if you have one of the qualifying critical illnesses or conditions as specified below. There is a 30-day waiting period (90-day for Invasive Cancer) during which your policy must be in-force before the benefit from this rider is available.

#### Qualifying Critical Illness

- Heart Attack
- Stroke
- Invasive Cancer
- Major Organ Transplant
- End Stage Renal Failure
- Paralysis
- Blindness
- Amyotrophic Lateral Sclerosis (ALS - or Lou Gehrig's Disease)

Please see rider for the definitions of these qualifying illnesses or conditions.

#### Critical Illness Benefit

If you have a qualifying critical illness, you can file a claim and accelerate all or a portion of your policy's death benefit. Your benefit will be paid in the form of a lump sum payment.

The actual critical illness accelerated benefit amount available to be paid as an accelerated benefit will be based on our determination of the expected future mortality of a qualifying insured at the time an accelerated benefit claim is made. Under certain circumstances where an insured's mortality (i.e., our expectation of the insured's life expectancy) is not significantly changed by a Qualifying Critical Illness, the accelerated benefit may be zero. See the rider for details.

If a benefit under the Critical Illness Accelerated Benefit Rider is payable, we will provide you with one (1) opportunity to elect a Critical Illness Accelerated Benefit Amount as to the occurrence of the Qualifying Critical Illness in question. To make such an election, the Owner must complete an election form and return it to AGL within 60 days of the owner's receipt of the election form. For example, if you have a qualifying heart attack, you will be provided an opportunity to elect a Critical Illness Accelerated Benefit Amount if you file a claim. If you elect not to receive an Accelerated Benefit, you will not be able to elect another Critical Illness Accelerated Benefit Amount for the same heart attack. However, if you have another qualifying illness event later, you can still choose to accelerate your remaining death benefit.

If, as to the occurrence of a Qualifying Critical Illness, You decide not to elect a Critical Illness Accelerated Benefit or if You decide to elect to receive less than the maximum Accelerated Benefit available for such Qualifying Critical Illness, You cannot thereafter elect a Critical Illness Accelerated Benefit and receive an Accelerated Benefit for the same occurrence of such Qualifying Critical Illness.





## CHRONIC ILLNESS ACCELERATED DEATH BENEFIT RIDER

(Form # AGLA 04CHIR-CA (0514))

**This is a life insurance benefit that also gives you the option to accelerate some or all of the death benefit in the event that you meet the criteria for a qualifying event described in the policy. This policy or certificate does not provide long-term care insurance subject to California long-term care insurance law. This policy or certificate is not a California Partnership for Long-Term Care program policy. This policy or certificate is not a Medicare supplement policy.**

The Chronic Illness Accelerated Death Benefit Rider provides you access to your policy's death benefit if you have a qualifying chronic illness. There is a 30-day waiting period during which your policy must be in-force before the benefit from this rider is available. There is also an Elimination Period following the waiting period. The Elimination Period is a 90-day period in which you must be chronically ill before you become eligible for an accelerated death benefit.

### Qualifying Chronic Illness

To qualify as chronically ill, you must be certified by a Licensed Health Care Practitioner within the preceding 12-month period as:

- unable to perform, without Substantial Assistance from another person, at least two Activities of Daily Living (ADLs) for a period of at least 90 consecutive days due to a loss of functional capacity; or
- Requires Substantial Supervision to protect such Insured Person from threats to health and safety due to Severe Cognitive Impairment;

You must be deemed a "chronically ill person" as defined under the federal Health Insurance Portability and Accountability Act (Public Law 104-191), as amended.

ADLs: Bathing, Dressing, Toileting, Transferring, Continence, Eating.

Severe Cognitive impairment is a loss or deterioration in intellectual capacity that is comparable to (and includes) Alzheimer's disease and similar forms of irreversible dementia. Proof of the determination is required prior to receiving any accelerated death benefit.

### Chronic Illness Accelerated Death Benefit

If you have a qualifying chronic illness, you can file a claim to accelerate your death benefit. You can choose to receive your chronic illness benefit in one lump-sum payment or in periodic payments. We will divide the Chronic Illness Accelerated Death Benefit Amount you elect into equal periodic payments over the requested period. Such periodic payments may extend for no more than 24 months from inception. If you request to receive the Chronic Illness Benefit in periodic payments beyond the 12-month period from the initial certification submitted in support of your claim, a new certification must be provided as described by the rider for each benefit period.

Under certain circumstances where an insured's mortality (i.e., our expectation of the insured's life expectancy) is not significantly changed by a Qualifying Chronic Illness and, the accelerated death benefit may be zero. See the rider for details.

Payments received under this chronic illness accelerated death benefit rider are not part of a health, long-term care, or nursing home insurance policy and may not be sufficient to cover medical, nursing home or other bills.

### Coordination of Chronic Illness Accelerated Death Benefit Rider with Accelerated Access Solution Rider.

When you file a claim and are determined to be eligible to receive an Accelerated Access Solution benefit for a qualified chronic illness, any benefit will be paid under the Accelerated Access Solution rider first. Once the benefit under this rider is exhausted, you may be paid under the Chronic Illness Accelerated Death Benefit Rider if there is any benefit remaining available.

## TERMINAL ILLNESS ACCELERATED BENEFIT RIDER

(Form # 15602-5)

Terminal Illness Accelerated Benefit Rider provides you access to your policy's death benefit if you are terminally ill.

### Qualifying Terminal Illness

A Qualifying Terminal Illness is an illness or physical condition that is diagnosed by a physician to be reasonably expected to result in the insured's death within 24 months from the date of diagnosis.



### Terminal Illness Benefit

If you have a qualifying terminal illness, you can file a claim and request a one-time full acceleration or partial acceleration of the policy's death benefit. Your benefit will be paid in the form of a lump sum payment.

The actual accelerated death benefit payment that we will offer for acceleration will be based on our determination of the expected future mortality of a qualifying insured at the time an accelerated death benefit claim is made and will be at least as great as the pro rata portion of the Cash Surrender Value corresponding to the accelerated death benefit.

### Important Considerations

Any benefits paid under the Accelerated Benefit Riders will impact the policy. The specified amount, policy values and outstanding loan balances will be reduced if an accelerated death benefit is paid. You should contact your personal tax advisor for specific advice before exercising these benefits.

All provisions of the policy that do not conflict with these riders apply to these riders. Where there is any conflict between the rider provisions and the policy provisions, the rider provisions prevail.

You should consider that receiving or having the contractual right to receive any Accelerated Death Benefit payment may affect your eligibility for Medicaid, Supplemental Security Income (SSI), or other government benefits or entitlements. You are advised to contact the Medicaid Unit of your local Department of Public Welfare and the Social Security Administration for more information.

Benefits may be subject to taxation and may impact eligibility for Medicaid or other public assistance programs. Consult your legal and tax advisor for more information and refer to the rider for qualifications, limitations and fees.

The owner should consult a competent tax advisor to determine the current tax consequences before requesting any accelerated death benefits. This rider is not intended to be a health contract, qualified long term care insurance contract under section 7702B(b) of the Internal Revenue Code or a non-qualified long term care insurance contract.

There are no restrictions or limitations on the use of the accelerated death benefit proceeds under the AAS Rider (Chronic Illness Accelerated Death Benefit Rider). The accelerated benefits payable under this rider are generally intended for favorable tax treatment under Section 101(g) of the Internal Revenue Code. There may be tax consequences in some situations in accepting an accelerated benefit payment amount, such as where payments exceed the per diem limitation under the Internal Revenue Code. You should consult your personal tax advisor to assess the impact of this Benefit prior to accepting the Benefit.

An accelerated death benefit such as the Chronic Illness Accelerated Benefit Rider and long-term care insurance provide very different kinds of benefits:

Generally, an accelerated death benefit is a rider to or other provision in a life insurance policy that permits the policy owner to accelerate some or potentially all of the death benefit of a life insurance policy if the insured meets the definition of having a chronic illness as defined in the rider or policy provision. Acceleration of death benefits and payments under such an accelerated death benefit will reduce the death benefit of the policy and reduce other policy values as well, potentially to zero. If the entirety of the insurance amount is accelerated, the policy terminates.

A Long Term Care insurance policy is any insurance policy, certificate, or rider providing coverage for diagnostic, preventive, therapeutic, rehabilitative, maintenance, or personal care services that are provided in a setting other than an acute care unit of a hospital. Long-term care insurance includes all products containing any of the following benefit types: coverage for institutional care including care in a nursing home, convalescent facility, extended care facility, custodial care facility, skilled nursing facility, or personal care home; home care coverage including home health care, personal care, homemaker services, hospice, or respite care; or community-based coverage including adult day care, hospice, or respite care. Long-term care insurance includes disability based long-term care policies but does not include insurance designed primarily to provide Medicare supplement or major medical expense coverage.

If you are interested in long-term care, nursing home or home care insurance, you should consult with an insurance agent licensed to sell that insurance, inquire with the insurance company offering the accelerated death benefits, or visit the California Department of Insurance Internet Web site ([www.insurance.ca.gov](http://www.insurance.ca.gov)) section regarding long-term care insurance.

If you choose to accelerate a portion of your death benefit, doing so will reduce the amount that your beneficiary will receive upon your death.

Receipt of accelerated death benefits may affect eligibility for public assistance programs, such as Medi-Cal or Medicaid. Prior to electing to receive the accelerated death benefit, you should consult with the appropriate social services agency concerning how receipt of accelerated death benefits may affect that eligibility.

### **If the policy terminates, the Chronic Illness Accelerated Death Benefit Rider will terminate also.**



**Disclosures Applicable to Critical Illness Accelerated Benefit Rider, Chronic Illness Accelerated Death Benefit Rider, and Terminal Illness Accelerated Benefit Rider**

- (1) When filing a claim for Critical Illness under the Critical Illness Accelerated Benefit Rider, Terminal Illness under a Terminal Illness Accelerated Benefit Rider, Chronic Illness under the Chronic Illness Accelerated Death Benefit Rider, the claimant, except as otherwise provided in the applicable rider, must provide to the Company a completed claim form which must be received at its Administrative Center within the time frame specified in the rider, if any.
- (2) Under certain circumstances where an insured's mortality (i.e., our expectation of the insured's life expectancy) is not significantly changed by a Critical Illness or Chronic Illness, the accelerated benefit may be zero.
- (3) The failure to provide a required claim form and a required election form (with the requested attachments) within the periods set forth for each in a Policy, if any, may preclude payment of a benefit.
- (4) Benefits payable under an accelerated benefit rider may be taxable. Neither American General Life Insurance Company nor any agent representing it is authorized to give legal or tax advice. Please consult a qualified legal or tax advisor regarding questions concerning the information and concepts contained in this material.
- (5) Generally, we will send you an IRS Form 1099-LTC if you receive an accelerated death benefit on account of a Chronic Illness or a Terminal Illness. We will send you an IRS Form 1099-R if you receive an accelerated death benefit on account of a Critical Illness.
- (6) The sum that will be included in Box 2 (Accelerated death benefits paid) of IRS Form 1099-LTC or in Box 1 (Gross distribution) of IRS Form 1099-R will be the actual sum you received by check or otherwise minus any refund of premium and/or loan interest included with our benefit payment plus any unpaid but due policy premium, if applicable, and/or pro rata amount of any loan balance.
- (7) The maximum amount of life insurance death benefits that may be accelerated as to an Insured Person under all accelerated benefit riders is the lesser of the existing amount of such death benefits or a lifetime maximum of \$2,000,000.
- (8) See your policy for details.

**Disclosures Applicable to the Critical Illness Accelerated Benefit Rider and the Terminal Illness Accelerated Benefit Rider Only.**

- (1) If a benefit under the Critical Illness Accelerated Benefit Rider or Terminal Illness Accelerated Benefit Rider is payable and the Owner elects to receive such benefit, the Owner must complete an election form and return it to the Company within 60 days of receipt of the election form. The Company will not provide a later opportunity to elect an Accelerated Benefit under a Policy as to the same Critical Illness or Chronic Illness under such riders.

**Disclosures Applicable to the Chronic Illness Accelerated Death Benefit Rider Only.**

- (1) For a claimant to be able to elect an Accelerated Benefit under the Chronic Illness Accelerated Death Benefit Rider, such claimant must have been certified as Chronically Ill within the past twelve (12) months by a Licensed Health Care Practitioner. Where an Accelerated Benefit under such a rider is paid periodically, such written certification must be renewed by a Licensed Health Care Practitioner every 12 months.

Supplemental Benefit Riders limit or expand the policy's terms of coverage and may increase your premium. Each rider may be subject to requirements and limitations not contained within these explanations. Refer to the policy and riders for a full description of your available riders.

## Client Input Summary

Company: AG Partners Group QoL

March 21, 2020

Product: QoL Max Accumulator+ IUL (2019)

### Insured

Client Name	Guest
Sex	Female
Age	27
Class	Preferred Plus
Temporary Flat Extra	1 to 104 - 0
Permanent Flat Extra	0
State of Issue <!-- 813 -->	California

### Solve For

Solve For	Face Amount
Face Solve Option	1 to 104 - Target Premium
Premium	1 to 104 - 200

### Index Strategy

Index Strategy Options	Max Illustrative Rate
Allocation	  Allocation
Blend Participation Rate Account - MLSB	100
Global Blend Par Rate Account - PIMCO	0
High Bonus Rate Account - S&P 500	0
High Cap Rate Account - S&P 500	0
Declared Interest - Fixed Account	0
Total Allocation % MUST EQUAL 100%	100
Max Illustrative Rate	Maximum Illustrative Rate
Blend Participation Rate Account - MLSB (Max)	7.30%
Global Blend Par Rate Account - PIMCO (Max)	7.39%
High Bonus Rate Account - S&P 500 (Max)	5.25%
High Cap Index Strategy - S&P 500 (Max)	6.79%
Declared Interest - Fixed Account	2.55%
Current Persistency Bonus	Current Persistency Bonus
Blend Participation Rate Account - MLSB (CPB)	0.65%
Global Blend Participation Rate Account - PIMCO (CPB)	0.30%
High Bonus Rate Account - S&P 500 (CPB)	0.75%
High Cap Index Strategy - S&P 500 (CPB)	0.25%
Declared Interest - Fixed Account	0.25%
Current Cap Rate	Current Cap Rate
Blend Participation Rate Account - MLSB (Cap)	NA
Global Blend Participation Rate Account - PIMCO (Cap)	NA
High Bonus Rate Account - S&P 500 (Cap)	8.25%
High Cap Index Strategy - S&P 500 (Cap)	11.50%
Current Participation Rate	Current Participation Rate
Blend Participation Rate Account - MLSB (Par)	100%
Global Blend Participation Rate Account - PIMCO (Par)	80%
High Bonus Rate Account - S&P 500 (Par)	NA

## Client Input Summary

Company: AG Partners Group QoL

March 21, 2020

Product: QoL Max Accumulator+ IUL (2019)

### Index Strategy

High Cap Index Strategy - S&P 500 (Par)	NA
Guaranteed Minimum	 Guaranteed Minimum
Blend Participation Rate Account - MLSB (Min)	0.00%
Global Blend Participation Rate Account - PIMCO (Min)	0.00%
High Bonus Rate Account - S&P 500 (Min)	0.25%
High Cap Index Strategy - S&P 500 (Min)	0.00%
Declared Interest - Fixed Account (Min)	2.00%
Illustrative Rate	Illustrative Rate
Blend Participation Rate Account - MLSB (Rate)	1 to 94 - 7.30
Global Blend Participation Rate Account - PIMCO (Rate)	1 to 94 - 7.39
High Bonus Rate Account - S&P 500 (Rate)	1 to 94 - 5.25
High Cap Rate Account - S&P 500 (Rate)	1 to 94 - 6.79

### Disbursements

Disbursements	Y
Disbursements	1 to 104 - 0
Disbursement Option	Loans
Loan Type	Participating Loan
Pay Loan Interest	Borrow from policy
Disb. Target Surr Value	0
Disb. Target Year/Age	Age
Age	121
Increasing Payout Adjustment	N
Disbursement Mode	Monthly
Illustrate Income For Life Rider	N

### Policy Options

Solve Illustrative Basis	Current
Death Benefit Option	1 to 104 - Increasing
Face Amount Reduction	Y
Premium Payment Mode	Monthly
Death Benefit Compliance Test	Guideline
External 1035 Deposit Month	1
External 1035 Loan Balance	0
External 1035 Cost Basis	0
Internal 1035 Loan Balance	0
Internal 1035 Cost Basis	0
Loan Type	Participating Loan
External Lump Sum Amount	1 to 104 - 0
Internal Lump Sum Amount	1 to 104 - 0
Revised Illustration?	N
Financial Institution?	N

## Client Input Summary

Company: AG Partners Group QoL

March 21, 2020

Product: QoL Max Accumulator+ IUL (2019)

### Discounts

<b>Associated Term Available</b>

Are you applying for QoL Flex Term at the same time as base UL Policy?

N

### Riders

QoL Accelerated Benefit Riders - Critical, Chronic, Terminal

N

Terminal Illness ABR

Y

Chronic Illness ABR

Y

Critical Illness ABR

Y

Accelerated Access Solution

N

Maturity Extension Rider

Y

Overloan Protection Rider

Y

Waiver of Monthly Deduction

N

Waiver of Specified Premium Rider

N

Accidental DB

N

Child Insurance Benefit

N

Select Income Rider

N

### Reports

NAIC Compliant Illustration?

Y

IRR Report?

N

Agent Pages?

Y

Summary Page?

Y

Policy Costs and Benefits Report?

N

### Agent Info

Agent Name

Default Agent

Agent State

California